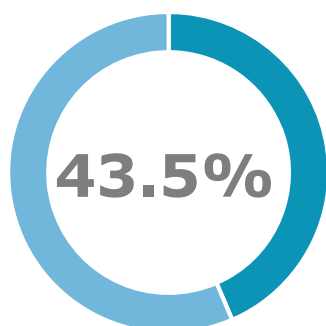


# STUDENT & GRADUATE FACT SHEET

## Master Strategy, Innovation, and Management Control

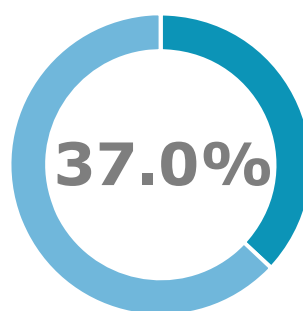


Share of First Generation Students



Source: Master SIMC Beginners' 2020-21 Survey

International students 2020-21



Source: Academic Controlling 01/2021, enrolled students Master SIMC

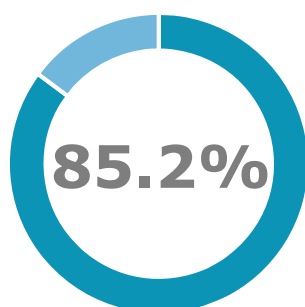
1st Generation students = students whose parents did not complete an academic degree

Countries of Origin 2020-21



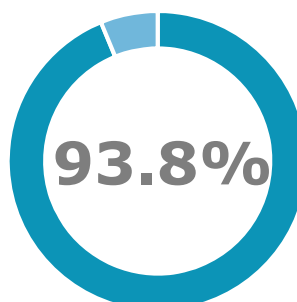
Source: Academic Controlling 01/2021, enrolled students Master SIMC

Graduates 2019-20 with mobility experience



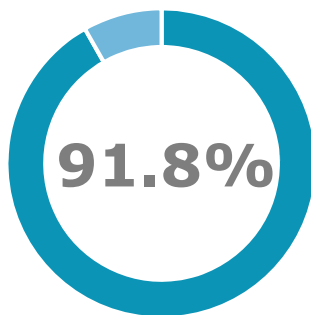
Source: Academic Controlling 01/2021, Master SIMC

Graduates 2019-20 with international experience



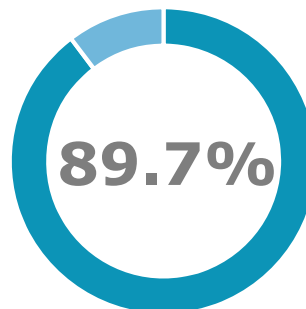
Source: Academic Controlling 01/2021, Master SIMC

Graduates recommending  
the program



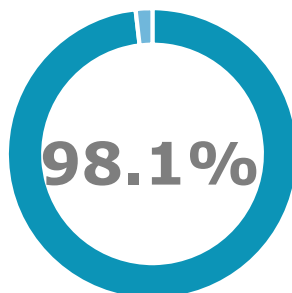
Source: Panel Monitoring 2020-21, Master SIMC alumni 3-5 years after graduation

Graduates' satisfaction with  
program



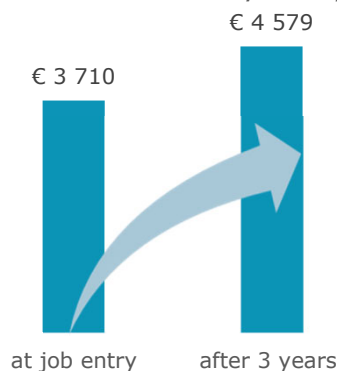
Source: Panel Monitoring 2020-21, Master SIMC alumni 3-5 years after graduation

Graduates in the labour  
market employed within 6  
months after graduation




Source: Statistik Austria, Graduates 2008-18/19, Data status: 12/2020, Master SIMC

Increase in monthly salary



Source: Statistik Austria, Graduates 2008-18/19, Data status: 12/2020, Master SIMC

 Interpolated monthly gross median including the 13th and 14th salary (often contractually guaranteed compensation in Austria), employment data only from Austrian labour market.  
 Please note that these numbers reflect the average salary. At least 10% of our graduates start-up their own business, hence their salary might be less in the beginning compared to a regular fulltime position.

