



ELSEVIER

Available online at www.sciencedirect.com

ScienceDirect

Stochastic Processes and their Applications xxx (xxxx) xxx

stochastic
processes
and their
applications

www.elsevier.com/locate/spa

Optimal liquidation under partial information with price impact

Katia Colaneri^a, Zehra Eksi^b, Rüdiger Frey^{b,*}, Michaela Szölgényi^c

^a *Department of Economics and Finance, University of Rome Tor Vergata, Via Columbia 2, 00133 Roma, Italy*

^b *Institute for Statistics and Mathematics, Vienna University of Economics and Business (WU), Welthandelsplatz 1, 1020 Vienna, Austria*

^c *Department of Statistics, University of Klagenfurt, Universitätsstraße 65-67, 9020 Klagenfurt, Austria*

Received 30 July 2017; received in revised form 21 December 2018; accepted 7 June 2019

Available online xxx

Abstract

We study the optimal liquidation problem in a market model where the bid price follows a geometric pure jump process whose local characteristics are driven by an unobservable finite-state Markov chain and by the liquidation rate. This model is consistent with stylized facts of high frequency data such as the discrete nature of tick data and the clustering in the order flow. We include both temporary and permanent effects into our analysis. We use stochastic filtering to reduce the optimal liquidation problem to an equivalent optimization problem under complete information. This leads to a stochastic control problem for piecewise deterministic Markov processes (PDMPs). We carry out a detailed mathematical analysis of this problem. In particular, we derive the optimality equation for the value function, we characterize the value function as continuous viscosity solution of the associated dynamic programming equation, and we prove a novel comparison result. The paper concludes with numerical results illustrating the impact of partial information and price impact on the value function and on the optimal liquidation rate.

© 2019 Elsevier B.V. All rights reserved.

Keywords: Optimal liquidation; Stochastic filtering; Piecewise deterministic Markov process; Viscosity solutions and comparison principle

1. Introduction

In financial markets, traders frequently face the task of selling a large amount of a given asset over a short time period. This has led to a lot of research on optimal portfolio execution, largely

* Corresponding author.

E-mail addresses: katia.colaneri@uniroma2.it (K. Colaneri), zehra.eksi@wu.ac.at (Z. Eksi), ruediger.frey@wu.ac.at (R. Frey), michaela.szolgyenyi@aau.at (M. Szölgényi).

<https://doi.org/10.1016/j.spa.2019.06.004>

0304-4149/© 2019 Elsevier B.V. All rights reserved.

in the context of market impact models. In these models one directly specifies the impact of a given trading strategy on the bid price of the asset and the fundamental price (i.e. the price if the trader is inactive) is usually modelled as a diffusion process. However, portfolio liquidation strategies are executed at relatively high trading frequency. Hence a sound market impact model should be consistent with key stylized facts of high frequency data as discussed for instance by Cartea et al. [13] or Cont [17]. First, on fine time scales the bid price of an asset is best described by a pure jump process, since in reality prices move on a discrete grid defined by the tick size. Second, the order flow is clustered in time: there are random periods with a lot of buy orders or with a lot of sell orders, interspersed by quieter times with less trading activity. Cont [17] attributes this to the fact that many observed orders are components of a larger parent order that is executed in small blocks. A further reason for the clustering in the inter-event times are random fluctuations in the arrival rate of new information, see, e.g. Andersen [4]. Third, the distribution of returns over short time intervals is strongly non-Gaussian but has heavy tails and a large mass around zero; to a certain extent this is a consequence of the first two stylized facts. Finally, there is permanent price impact, that is the implementation of a liquidation strategy pushes prices downwards.

To capture these stylized facts we model the bid price as a marked point process with Markov switching whose local characteristics (intensity and jump size distribution) depend on the trader's current liquidation rate ν_t and on the value Y_t of a finite state Markov chain Y . The fact that the local characteristics depend on ν_t is used to model permanent price impact. Markov switching allows us to reproduce the observed clustering in the order flow. Our framework encompasses models with a high intensity of downward jumps in one state of Y and a high intensity of upward jumps in another state of Y and models where inter-event times are given by a mixture of exponential distributions. We view the process Y as an abstract modelling device that generates clustering and assume therefore that Y is unobservable by the trader. This is consistent with the fact that economic sources for clustering such as the trading activity of other investors are not directly observable. Markov modulated marked point processes with partial information (without price impact) were considered previously in the statistical modelling of high frequency data, see for instance Cvitanic et al. [19] or Cartea and Jaimungal [12]; however, we are the first to study optimal liquidation in such a setting.

The first step in the analysis of a control problem with partial information is to formulate an equivalent problem under full information via stochastic filtering and hence to derive the stochastic filtering equations for our setup. These equations describe the dynamics of the conditional distribution of Y_t given the bid price history up to time t . Note that this provides a further rationale for modelling the bid price as a marked point process. In fact, the strong non-normality of short-period returns implies that it is problematic to use high frequency data as input in the numerical solution of the classical filtering equations for models with diffusive observation process, as the resulting filters may become unstable. To overcome this issue we prefer to work in a point process framework. We use the reference probability approach to give a rigorous construction of our model and to derive the filtering equations. We end up with a control problem whose state process, denoted by X , consists of the stock price, the inventory level, and the filter process. We provide a detailed mathematical analysis of this problem. The form of the asset return dynamics implies that X is a piecewise deterministic Markov process (PDMP) so that we rely on control theory for PDMPs; a general introduction to this theory is given in Davis [22] or in Bäuerle and Rieder [9]. We establish the dynamic programming equation for the value function and we derive conditions on the data of the problem that guarantee the continuity of the value function. This requires a careful analysis of the behaviour

of the value function close to the boundary of the state space. As a further step we characterize the value function as the unique continuous viscosity solution of the Hamilton–Jacobi–Bellman (HJB) partial integro-differential equation and we give an example showing that in general the HJB equation does not admit a classical solution. Moreover, we prove a novel comparison theorem for the HJB equation which is valid in more general PDMP setups. A comparison principle is necessary to ensure the convergence of numerical schemes to the value function, see Barles and Souganidis [7].

The paper closes with a section on applications. We discuss properties of the optimal liquidation rate and of the expected liquidation profit and we use a finite difference approximation of the HJB equation to analyse the influence of the temporary and permanent price impact parameters on the form of the optimal liquidation rate. Among others, we find that for certain parameter constellations the optimal strategy displays a surprising gambling behaviour of the trader that cannot be guessed upfront and we give an economic interpretation that is based on the form of the HJB equation. Moreover, we study the additional liquidation profit from the use of a filtering model, and we report results from a small calibration study that provides further support for our model.

We continue with a brief discussion of the existing literature, concentrating on market impact models. The first contribution is Bertsimas and Lo [10] who analyse the optimal portfolio execution problem for a risk-neutral agent in a model with linear and purely permanent price impact. This model has been generalized by Almgren and Chriss [1] who consider also risk aversion and temporary price impact. Since then, market impact models have been extensively studied. Important contributions include He and Mamaysky [29], Schied and Schöneborn [34], Schied [33], Guo and Zervos [28], Casgrain and Jaimungal [14]. All these models work in a (discretized) diffusion framework. From a methodological point of view our analysis is also related to the literature on expected utility maximization for pure jump process such as Bäuerle and Rieder [8]. Important contributions to the control theory of PDMPs include Davis [22], Almudevar [3], Costa and Dufour [18]. Viscosity solutions for PDMP control problems were previously considered in Davis and Farid [23].

The outline of the paper is the following. In Section 2, we introduce our model, the main assumptions and the optimization problem. In Section 3, we derive the filtering equations for our model. Section 4 contains the mathematical analysis of the optimization problem via PDMP techniques. In Section 5 we provide a viscosity solution characterization of the value function. Finally, in Section 6, we present the results of our numerical experiments. The appendix contains additional proofs.

2. The model

2.1. The optimal liquidation problem

Throughout we work on the filtered probability space $(\Omega, \mathcal{F}, \mathbb{F}, \mathbf{P})$, where the filtration $\mathbb{F} = \{\mathcal{F}_t\}_{t \geq 0}$ satisfies the usual conditions. Here \mathbb{F} is the global filtration, i.e. all considered processes are \mathbb{F} -adapted, and \mathbf{P} is the historical probability measure. We consider a trader who has to liquidate $w_0 > 0$ units of a given security (referred to as the *stock* in the sequel) over the period $[0, T]$ for a given time horizon T . We denote the bid price process by $S = (S_t)_{0 \leq t \leq T}$ and \mathbb{F}^S is the right-continuous and complete filtration generated by S .

We assume that the trader sells the shares at a nonnegative \mathbb{F}^S -adapted rate $\mathbf{v} = (v_t)_{0 \leq t \leq T}$. Hence her inventory, i.e. the amount of shares she holds at time $t \in [0, T]$, is given by the

absolutely continuous process

$$W_t = w_0 - \int_0^t v_u du, \quad 0 \leq t \leq T. \tag{2.1}$$

The inventory dynamics (2.1) is a stylized model of real trading where orders are placed at discrete points in time. Our interpretation follows the literature on price impact models such as Almgren and Chriss [1] or Cartea et al. [13], Section 6.2. We split the time interval $[0, T]$ into small subintervals of fixed length δ , leading to a partition $0 = t_0 < t_1 < \dots < t_n = T$. At each time t_j , the investor decides on the amount of inventory she wants to liquidate over the period $[t_j, t_{j+1})$. This quantity is described in terms of the $\mathcal{F}_{t_j}^S$ -measurable nonnegative trading rate $v_{t_j} = (W_{t_j} - W_{t_{j+1}})/\delta$, $j = 0, \dots, n - 1$. We assume that the revenue generated by this share sale is given by

$$(v_{t_j} \delta) S_{t_j} (1 - f(v_{t_j})), \quad j = 0, \dots, n - 1. \tag{2.2}$$

Here $S_{t_j} (1 - f(v_{t_j}))$ is the execution price per share, and the nonnegative, continuous and increasing function f models *temporary price impact*. A simple interpretation of (2.2) is that $v_{t_j} \delta$ shares are sold in a market order, and the quantity $f(v_{t_j})$ describes in a stylized way the impact on the execution price as the order “walks the order book”. More abstractly, one may view (2.2) as (expected) revenue of some ultra-high frequency trading algorithm for the liquidation of the child order $v_{t_j} \delta$ over $(t_j, t_{j+1}]$, see for instance Lehalle et al. [31]. Note that the price impact described by f is purely temporary as it pertains only to the execution price of the current trade. Permanent price impact (the impact of trading on the dynamics of S) is discussed in the next section.

Consider now a discrete list of share sales $\{v_{t_0}, \dots, v_{t_{n-1}}\}$ and define the associated continuous-time liquidation strategy \mathbf{v} by

$$v_t = \sum_{j=0}^{n-1} v_{t_j} 1_{(t_j, t_{j+1}]}(t), \quad 0 \leq t \leq T.$$

Then for small δ the inventory process generated by the discrete trades is approximately equal to (2.1), and the cumulative revenue process of the discrete trades is approximately equal to the absolutely continuous cash flow stream

$$\int_0^t v_s S_s (1 - f(v_s)) ds, \quad 0 \leq t \leq T. \tag{2.3}$$

In this paper we work with the absolutely continuous inventory dynamics (2.1) and with the revenue stream (2.3). This facilitates comparison with the literature and permits us to use tools from stochastic calculus and continuous-time stochastic control.

Now we describe the ingredients of the liquidation problem in detail. First, we consider the temporary price impact. Empirical evidence suggests that f can be modelled as a power function, $f(v) = c_f v^\zeta$, with $0 < \zeta < 1$, see for instance Cartea et al. [13], Section 6.7 or Almgren et al. [2]. In that case $v f(v)$, the cost of trading at the rate v , is increasing, strictly convex and exhibits superlinear growth, that is $\lim_{v \rightarrow \infty} f(v) = \infty$. In the theoretical part of our analysis we do not specify explicitly the functional form of f , but we assume throughout that $v f(v)$ is increasing and strictly convex with superlinear growth. Second, in order to account for the case where not all shares have been sold strictly prior to time T , we model the value of the remaining share position by $h(W_T) S_T$. Here h is an increasing, continuous and concave function with $h(w) \leq w$ and $h(0) = 0$. We also view the difference $(W_T - h(W_T)) S_T$ as

a *penalization* of a nonzero terminal inventory position. Third, we confine the trader to \mathbb{F}^S adapted strategies. Moreover, observe that convexity and superlinear growth of $\nu f(\nu)$ imply that the mapping $\nu \mapsto \nu S_t(1 - f(\nu))$ (the instantaneous revenue generated by a share sale at rate ν) has a unique maximum at some $\nu^{\max} > 0$. Hence it is never optimal for the agent to liquidate shares at a rate larger than ν^{\max} . We may therefore assume without loss of generality that the liquidation rate is bounded by ν^{\max} , and we call a liquidation strategy $\mathbf{v} = (v_t)_{0 \leq t \leq T}$ *admissible* if \mathbf{v} is \mathbb{F}^S adapted and if $v_t \in [0, \nu^{\max}]$ for all $0 \leq t \leq T$.¹ The exact form of f for large ν large is hard to estimate empirically, since one needs to extrapolate beyond the typical order size. Consequently it is difficult to estimate the value of ν^{\max} precisely. In Section 2.3 we therefore show that the value of the optimal liquidation problem is fairly insensitive to the exact value of this parameter.

Finally we describe the objective of the trader. Fix some admissible liquidation strategy \mathbf{v} and denote by $\rho \geq 0$ the (subjective) discount rate of the trader. The expected discounted value of the revenue generated by \mathbf{v} is equal to

$$J(\mathbf{v}) = \mathbb{E} \left(\int_0^\tau e^{-\rho u} v_u S_u^\mathbf{v} (1 - f(v_u)) du + e^{-\rho \tau} S_\tau^\mathbf{v} h(W_\tau) \right). \tag{2.4}$$

Here $S^\mathbf{v}$ denotes the bid price given that the trader follows the strategy \mathbf{v} (see Section 2.2), and the \mathbb{F}^S stopping time τ is given by

$$\tau := \inf\{t \geq 0 : W_t \leq 0\} \wedge T. \tag{2.5}$$

The goal of the trader is to maximize (2.4) over all admissible strategies; the corresponding optimal value is denoted by J^* .

Note that the form of the objective function in (2.4) implies that the trader is risk neutral. Risk neutrality seems a reasonable assumption in our setup since the time period $[0, T]$ is fairly short and since the trader is confined to pure selling strategies so that the risk she may take is limited. A straightforward way to incorporate risk aversion into our model is to include a penalty of the form $-\int_0^\tau e^{-\rho u} S_u W_u du$ into the reward function. Such term penalizes slow execution and hence strategies with high price risk. Similar ideas are discussed for instance in Cartea et al. [13], Section 6.5.

2.2. Dynamics of the bid price

To capture the discrete nature of high-frequency price trajectories we model the bid price as a Markov-modulated geometric finite activity pure jump process. Let $Y = (Y_t)_{0 \leq t \leq T}$ be a continuous-time finite-state Markov chain on $(\Omega, \mathcal{F}, \mathbb{F}, \mathbf{P})$ with state space $\mathcal{E} = \{e_1, e_2, \dots, e_K\}$ (e_k is k th unit vector in \mathbb{R}^K), generator matrix $Q = (q^{ij})_{i,j=1,\dots,K}$ and initial distribution $\pi_0 = (\pi_0^1, \dots, \pi_0^K)$. The bid price has the dynamics

$$dS_t = S_{t-} dR_t, \quad S_0 = s \in (0, \infty),$$

where the *return process* $R = (R_t)_{0 \leq t \leq T}$ is a finite activity pure jump process. Moreover, it holds that $\Delta R_t := R_t - R_{t-} > -1$ for all t , so that S is strictly positive. Note that \mathbb{F}^S is equal to \mathbb{F}^R , the filtration generated by the return process R ; in the sequel we will use both filtrations interchangeably. Denote by μ^R the random measure associated with R , defined by

$$\mu^R(dt, dz) := \sum_{u \geq 0, \Delta R_u \neq 0} \delta_{\{u, \Delta R_u\}}(dt, dz),$$

¹ Imposing an upper bound on the liquidation rate facilitates the mathematical analysis, since existing results on the control of piecewise deterministic Markov processes rely on the assumption of a compact control space.

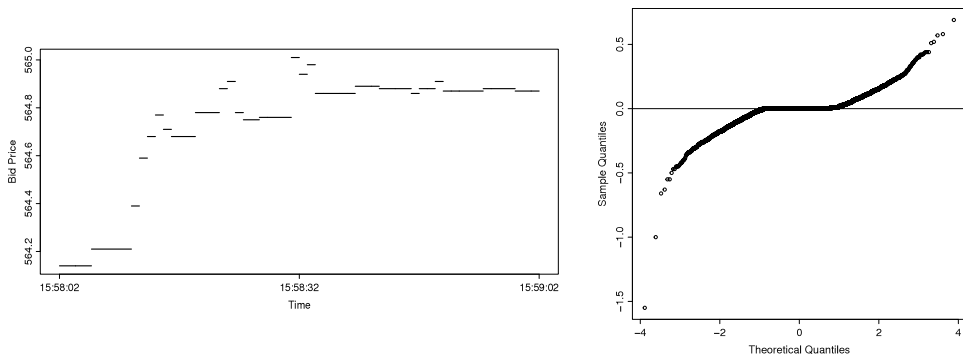


Fig. 1. Properties of high frequency returns. Left plot: Google share price on 2012-06-21 sampled between 15:58:02 and 15:59:02 at the frequency of one second; right plot: QQ plot of the corresponding returns.

and by $\eta^{\mathbf{P}}$ the (\mathbb{F}, \mathbf{P}) -dual predictable projection (or compensating random measure) of μ^R . We assume that $\eta^{\mathbf{P}}$ is absolutely continuous and of the form $\eta^{\mathbf{P}}(t, Y_{t-}, \nu_{t-}; dz)dt$, for a finite measure $\eta^{\mathbf{P}}(t, e, \nu; dz)$ on \mathbb{R} and that the processes R and Y have no common jumps. Hence R and Y are orthogonal, i.e. $[R, Y]_t \equiv 0$ for all $t \in [0, T]$, \mathbf{P} -a.s.

The measure $\eta^{\mathbf{P}}(t, e, \nu; dz)$ is a crucial quantity as it determines the law of the bid price with respect to filtration \mathbb{F} under the probability \mathbf{P} . The fact that $\eta^{\mathbf{P}}$ depends on the current liquidation rate serves to model permanent price impact; the dependence of $\eta^{\mathbf{P}}$ on Y_{t-} can be used to reproduce the clustering in inter-event durations observed in high frequency data and to model the feedback effect from the trading activity of the rest of the market. Finally, time-dependence of $\eta^{\mathbf{P}}$ can be used to model the strong intra-day seasonality patterns observed for high frequency data. These aspects are explained in more detail in [Example 2.3](#).

Next we provide further motivation for our setup. The discrete nature of high frequency price trajectories is illustrated in [Fig. 1](#) where we plot of Google share price sampled at a one-second frequency, together with a QQ plot of the corresponding returns. The latter plot clearly shows that the returns are strongly non-Gaussian. The discretization parameter δ in (2.2) is typically of the order of a few minutes and hence larger than the time scale used in [Fig. 1](#), so that on the δ -timescale a diffusion approximation for S might make sense. In our setup with *partial information* a point process framework is nonetheless more appropriate, for the following reason. As the process Y is not directly observable, the optimal liquidation rate ν_t depends on the trader's *estimate* of the state of the market as summarized by the conditional state probabilities $\pi_t^i = P(Y_t = e_i | \mathcal{F}_t^S)$, $i = 1, \dots, K$. For instance, in the context of [Example 2.3](#) it is intuitively clear that if the conditional probability to be in the good state is high (π_t^1 close to one), the trader might want to wait in anticipation that the price will rise. In mathematical terms this means that one has to add the filter process $(\pi_t^1, \dots, \pi_t^K)_{0 \leq t \leq T}$ to the state variables of the problem. The latter solves a K dimensional SDE (called Kushner–Stratonovich equation) that is driven by the return observations. Here the following issue arises. In the numerical analysis of the optimal liquidation problem one needs to solve this SDE on a very fine time scale to make good use of the available information.² This leads to numerical difficulties if one works with a diffusion model for R , essentially because high frequency returns are strongly non-Gaussian. For this reason we prefer to model the return as a marked point process. Consistency between

² For instance we used one second returns for our calibration study in [Section 6.3](#).

the model used for the computation of the filter process π and the model used in the optimal liquidation problem itself thus implies that the latter problem should be analysed in a point process framework.

Further empirical support for our setup comes from a small calibration study with simulated and real data presented in Section 6.3. There we use the fact that for $\nu \equiv 0$ the model is a hidden Markov model with point process observation and we apply the expectation maximization (EM) methodology for Markov modulated point processes to estimate the generator matrix of Y and the parameters of the compensator $\eta^{\mathbf{P}}$.

It is interesting to consider the *semimartingale decomposition* of the bid price with respect to the full information filtration \mathbb{F} . Denote for all $(t, e, \nu) \in [0, T] \times \mathcal{E} \times [0, \nu^{\max}]$ the mean of $\eta^{\mathbf{P}}$ by

$$\bar{\eta}^{\mathbf{P}}(t, e, \nu) := \int_{\mathbb{R}} z \eta^{\mathbf{P}}(t, e, \nu; dz); \tag{2.6}$$

$\bar{\eta}^{\mathbf{P}}(t, e, \nu)$ exists under Assumption 2.1. Fix some liquidation strategy ν . Then the martingale part M^R of the return process is given by $M_t^R = R_t - \int_0^t \bar{\eta}^{\mathbf{P}}(s, Y_{s-}, \nu_{s-}) ds$, for all $t \in [0, T]$, and the \mathbb{F} -semimartingale decomposition of S equals

$$S_t = S_0 + \int_0^t S_{s-} dM_s^R + \int_0^t S_{s-} \bar{\eta}^{\mathbf{P}}(s, Y_{s-}, \nu_{s-}) ds, \quad t \in [0, T]. \tag{2.7}$$

In the sequel we assume that for all $(t, e) \in [0, T] \times \mathcal{E}$, the mapping $\nu \mapsto \bar{\eta}^{\mathbf{P}}(t, e, \nu)$ is decreasing on $[0, \infty)$, that is the drift in the semimartingale decomposition (2.7) of S is decreasing in the liquidation rate. This is similar to the modelling of permanent price impact in Almgren and Chriss [1] where liquidation adds a negative drift to bid price.

Finally we introduce some technical assumptions on the compensator $\eta^{\mathbf{P}}$.

Assumption 2.1. There is a deterministic finite measure $\eta^{\mathbf{Q}}$ on \mathbb{R} whose support, denoted by $\text{supp}(\eta)$, is a compact subset of $(-1, \infty)$, such that for all $(t, e, \nu) \in [0, T] \times \mathcal{E} \times [0, \infty)$ the measure $\eta^{\mathbf{P}}(t, e, \nu; dz)$ is equivalent to $\eta^{\mathbf{Q}}(dz)$. Furthermore, for every $\nu^{\max} < \infty$ there is some constant $M > 0$ such that

$$M^{-1} < \frac{d\eta^{\mathbf{P}}(t, e, \nu)}{d\eta^{\mathbf{Q}}}(z) < M \text{ for all } (t, e, \nu) \in [0, T] \times \mathcal{E} \times [0, \nu^{\max}]. \tag{2.8}$$

The assumption implies that for every fixed ν^{\max} there is a $\lambda^{\max} < \infty$ such that

$$\sup\{\eta^{\mathbf{P}}(t, e, \nu; \mathbb{R}) : (t, e, \nu) \in [0, T] \times \mathcal{E} \times [0, \nu^{\max}]\} \leq \lambda^{\max}; \tag{2.9}$$

in particular the counting process associated to the jumps of S is \mathbf{P} -nonexplosive. Moreover, it provides a sufficient condition for the existence of a *reference probability measure*, i.e. a probability measure \mathbf{Q} equivalent to \mathbf{P} on (Ω, \mathcal{F}_T) , such that under \mathbf{Q} , μ^R is a Poisson random measure with intensity measure $\eta^{\mathbf{Q}}(dz)$, independent of Y and ν . This is needed in the analysis of the filtering problem of the trader in Section 3. Note that the equivalence of $\eta^{\mathbf{P}}$ and $\eta^{\mathbf{Q}}$ implies that for all $(t, e, \nu) \in [0, T] \times \mathcal{E} \times [0, \infty)$ the support of $\eta^{\mathbf{P}}$ is equal to $\text{supp}(\eta)$. The assumption that $\text{supp}(\eta)$ is compact is not restrictive, since in reality the bid price moves only by a few ticks at a time.

The following examples serve to illustrate our framework; they will be taken up in Section 6.

Example 2.2. Consider the case where the return process R follows a bivariate point process, i.e. there are two possible jump sizes, $\Delta R \in \{-\theta, \theta\}$ for some $\theta > 0$. In this example we

assume that the dynamics of S is independent of Y and t . Moreover, the intensity λ^+ of an upward jump is constant and equal to $c^{\text{up}} > 0$, and the intensity λ^- of a downward jump depends on the rate of trading and is given by $\lambda^-(\nu) = c^{\text{down}}(1 + a\nu)$ for constants $c^{\text{down}}, a > 0$. Note that, with this choice of λ^- , the intensity of a downward jump in S is linearly increasing in the liquidation rate ν . The function $\bar{\eta}^{\mathbf{P}}$ from (2.6) given by $\bar{\eta}^{\mathbf{P}}(\nu) = \theta(c^{\text{up}} - c^{\text{down}}(1 + a\nu))$ is clearly independent of t and e and linearly decreasing in ν . Linear models for the permanent price impact are frequently considered in the literature as they have theoretical and empirical advantages; see for instance Almgren et al. [2] or Gatheral and Schied [27].

Example 2.3. Now we generalize Example 2.2 and allow $\eta^{\mathbf{P}}$ to depend on the state process Y . We consider a two-state Markov chain Y with the state space $\mathcal{E} = \{e_1, e_2\}$ and we assume that e_1 is a ‘good’ state and e_2 a ‘bad’ state in the following sense: in state e_1 the intensity of an upward move of the stock is larger than in state e_2 ; the intensity of a downward move on the other hand is larger in state e_2 than in e_1 . We therefore choose constants $c_1^{\text{up}} > c_2^{\text{up}} > 0$, $c_2^{\text{down}} > c_1^{\text{down}} > 0$ and a price impact parameter $a > 0$ and we set for $i = 1, 2$,

$$\lambda^+(e_i, \nu) = (c_1^{\text{up}}, c_2^{\text{up}})e_i \quad \text{and} \quad \lambda^-(e_i, \nu) = (1 + a\nu)(c_1^{\text{down}}, c_2^{\text{down}})e_i.$$

Then, $\eta^{\mathbf{P}}(e_i, \nu, dz) = \lambda^+(e_i, \nu)\delta_{\{\theta\}}(dz) + \lambda^-(e_i, \nu)\delta_{\{-\theta\}}(dz)$, for $i = 1, 2$. Since $c_1^{\text{up}} > c_2^{\text{up}}$, in state e_1 one has on average more buy orders; this might represent a scenario where another trader is executing a large buy program. Similarly, since $c_2^{\text{down}} > c_1^{\text{down}}$, there are on average more sell orders in state e_2 , for instance because another trader is executing a large sell program. The form of $\eta^{\mathbf{P}}$ implies that the permanent price impact is linear and proportional to the intensity of a downward move and hence larger in the ‘bad’ state e_2 than in the good state e_1 .

Note that within our general setup this example could be enhanced in a number of ways. For instance, the transition intensities c_i^{up} and c_i^{down} and the liquidity parameter a could be made time dependent to reflect the fact that on most markets trading activity during the day is U -shaped with more trades occurring at the beginning and the end of a day than in the middle. Moreover, one could introduce an additional state where the market is moving sideways, or one could consider the case where the liquidity parameter a depends on Y .

2.3. Bounds on the value function

In the previous section we have seen that having a temporary price impact described by a superlinear and convex function $\nu f(\nu)$ implies an endogenous upper bound ν^{max} for the liquidation strategy. However it is difficult to estimate this value if the exact form of the function f is unknown. In this section we provide a robustness result by showing that the optimal proceeds from liquidation are almost independent of the precise value of ν^{max} . To this, we define $J^{*,m}$ as the optimal liquidation value if the trader uses \mathbb{F}^S -adapted strategies with $\nu_t \leq m$ for all t and prove in Proposition 2.4 that $J^{*,m}$ is bounded independently of m . Now the sequence $\{J^{*,m}\}_{m \in \mathbb{N}}$ is obviously increasing, since a higher m means that the trader can optimize over a larger set of strategies. Hence, $\{J^{*,m}\}_{m \in \mathbb{N}}$ is Cauchy which leads to the result.

Proposition 2.4. *Suppose that Assumption 2.1 holds and that the function $(t, e, \nu) \rightarrow \bar{\eta}^{\mathbf{P}}(t, e, \nu)$ from (2.6) is decreasing in ν , and set*

$$\bar{\eta} = 0 \vee \sup\{\bar{\eta}^{\mathbf{P}}(t, e, 0) - \rho : t \in [0, T], e \in \mathcal{E}\}.$$

Then $\sup_{m > 0} J^{,m} \leq w_0 S_0 e^{\bar{\eta}T}$.*

Note that the upper bound on J^* corresponds to the liquidation value of the inventory in a frictionless model where the expected value of the bid price grows at the maximum rate $\bar{\eta} + \rho$.

Proof. Fix some \mathbb{F}^S -adapted strategy \mathbf{v} with values in $[0, m]$, denote the corresponding bid price by $S^{\mathbf{v}}$ and let $\tilde{S}_t^{\mathbf{v}} = e^{-\rho t} S_t^{\mathbf{v}}$. Since $W_t = w_0 - \int_0^t v_s ds$ we get by partial integration that

$$\int_0^\tau v_s \tilde{S}_s^{\mathbf{v}} ds = - \int_0^\tau \tilde{S}_s^{\mathbf{v}} dW_s = S_0 w_0 - \tilde{S}_\tau^{\mathbf{v}} W_\tau + \int_0^\tau W_s d\tilde{S}_s^{\mathbf{v}}.$$

Since $h(w) \leq w$ and $f(v) \geq 0$ we thus get that

$$\int_0^\tau v_u \tilde{S}_u^{\mathbf{v}} (1 - f(v_u)) du + \tilde{S}_\tau^{\mathbf{v}} h(W_\tau) \leq \int_0^\tau v_u \tilde{S}_u^{\mathbf{v}} du + \tilde{S}_\tau^{\mathbf{v}} W_\tau = S_0 w_0 + \int_0^\tau W_u d\tilde{S}_u^{\mathbf{v}}.$$

Notice that $\int_0^\tau W_u d\tilde{S}_u^{\mathbf{v}} = \int_0^\tau W_u \tilde{S}_u^{\mathbf{v}} dM_u^R + \int_0^\tau W_u \tilde{S}_u^{\mathbf{v}} (\bar{\eta}^{\mathbf{P}}(u, Y_{u-}, v_{u-}) - \rho) du$. Moreover the process $\int_0^\cdot W_u \tilde{S}_u^{\mathbf{v}} dM_u^R$ is a true martingale. As $0 \leq W_u \leq w_0$, a similar argument as in the proof of Lemma A.1 shows that this process is of integrable quadratic variation. Since $\bar{\eta}^{\mathbf{P}}(u, Y_{u-}, v_{u-}) - \rho \leq \bar{\eta}$, $\tau \leq T$ and $W_u \leq w_0$, we get

$$\begin{aligned} J(\mathbf{v}) &\leq S_0 w_0 + \mathbb{E} \left(\int_0^\tau W_u \tilde{S}_u^{\mathbf{v}} (\bar{\eta}^{\mathbf{P}}(u, Y_{u-}, v_{u-}) - \rho) du \right) \\ &\leq S_0 w_0 + \mathbb{E} \left(\int_0^T w_0 \tilde{S}_u^{\mathbf{v}} \bar{\eta} du \right). \end{aligned} \tag{2.10}$$

Next we show that $\mathbb{E}(\tilde{S}_t^{\mathbf{v}}) \leq S_0 e^{\bar{\eta}t}$. To this end, note that by Lemma A.1, $\int_0^\cdot \tilde{S}_s^{\mathbf{v}} dM_s^R$ is a true martingale so that

$$\mathbb{E}(\tilde{S}_t^{\mathbf{v}}) = S_0 + \mathbb{E} \left(\int_0^t \tilde{S}_u^{\mathbf{v}} (\bar{\eta}^{\mathbf{P}}(u, Y_{u-}, v_{u-}) - \rho) du \right) \leq S_0 + \bar{\eta} \int_0^t \mathbb{E}(\tilde{S}_u^{\mathbf{v}}) du,$$

and the claim follows from the Gronwall inequality. Using (2.10) we finally get that $J(\mathbf{v}) \leq S_0 w_0 (1 + \int_0^T \bar{\eta} e^{\bar{\eta}u} du) = S_0 w_0 e^{\bar{\eta}T}$, and hence the result. \square

3. Partial information and filtering

In this section we derive the filtering equations for our model. Filtering for point process observations is for instance considered in Frey and Schmidt [25], Ceci and Colaneri [15,16]. This literature is mostly based on the innovations approach. In this paper, instead, we address the filtering problem via the *reference probability approach*. This methodology relies on the existence of an equivalent probability measure such that the observation process is driven by a random measure with dual predictable projection independent of the Markov chain, see for instance Brémaud [11, Chapter 6]. The reference probability approach permits us to give a rigorous construction of our model, see Lemma 3.1.

3.1. Reference probability

We start from a filtered probability space $(\Omega, \mathcal{F}, \mathbb{F}, \mathbf{Q})$ that supports a Markov chain Y with state space \mathcal{E} and generator matrix Q , and an independent Poisson random measure μ^R with compensator $\eta^{\mathbf{Q}}(dz)dt$ as in Assumption 2.1.2; \mathbf{Q} is known as the *reference probability* measure. Note that the independence of Y and μ^R implies that R and Y have no common jumps. For $(t, e, v, z) \in [0, T] \times \mathcal{E} \times [0, v^{\max}] \times \text{supp}(\eta)$, we define the function β by

$$\beta(t, e, v, z) := \frac{d\eta^{\mathbf{P}}(t, e, v; dz)}{d\eta^{\mathbf{Q}}(dz)}(z) - 1,$$

i.e. $\beta(t, e, \nu, z) + 1$ is the Radon–Nikodym derivative of the measure $\eta^{\mathbf{P}}(t, e, \nu; dz)$ with respect to $\eta^{\mathbf{Q}}(dz)$.

We denote by \mathbb{F}^R the filtration generated by μ^R . Fix some \mathbb{F}^R -adapted liquidation strategy ν with $\nu_t \in [0, \nu^{\max}]$, $t \leq T$ and define for $t \in [0, T]$ the stochastic exponential \tilde{Z} by

$$\tilde{Z}_t = 1 + \int_0^t \int_{\mathbb{R}} \tilde{Z}_{s-} \beta(s, Y_{s-}, \nu_{s-}, z) (\mu^R(ds, dz) - \eta^{\mathbf{Q}}(dz)ds). \tag{3.1}$$

Then we have the following result.

Lemma 3.1. *Let Assumption 2.1 prevail. Then the process \tilde{Z} is a strictly positive martingale with $\mathbb{E}^{\mathbf{Q}}(\tilde{Z}_T) = 1$. Define a measure \mathbf{P} on \mathcal{F}_T by setting $\frac{d\mathbf{P}}{d\mathbf{Q}} \Big|_{\mathcal{F}_T} = \tilde{Z}_T$. Then \mathbf{P} and \mathbf{Q} are equivalent and, under \mathbf{P} , the random measure μ^R has the compensator $\eta^{\mathbf{P}}$.*

The proof of the lemma is postponed to Appendix A.

Note that Lemma 3.1 gives a rigorous construction of the model introduced in Section 2.2. The advantage of using a change-of-measure approach is the fact that the Poisson random measure μ^R and the observation filtration \mathbb{F}^R are exogenously given. If one attempts a direct construction circularities arise, as the process R depends on the strategy ν which is in turn adapted to the filtration \mathbb{F}^R .

3.2. Filtering equations

For a function $f : \mathcal{E} \rightarrow \mathbb{R}$, we introduce the filter $\pi(f)$ as the optional projection of the process $f(Y)$ on the filtration \mathbb{F}^S , i.e. $\pi(f)$ is a càdlàg process such that for all $t \in [0, T]$, it holds that $\pi_t(f) = \mathbb{E}(f(Y_t) | \mathcal{F}_t^S)$. Note that since Y is a finite state Markov chain $f(Y_t) = \langle \mathbf{f}, Y_t \rangle$ for all $t \in [0, T]$, where $\langle \cdot, \cdot \rangle$ denotes the scalar product on \mathbb{R}^K and $\mathbf{f}_i = f(e_i)$, $i \in \{1, \dots, K\}$, and therefore functions of the Markov chain can be identified with K -vectors. Let for all $t \in [0, T]$ and $i \in \{1, \dots, K\}$, $\pi_t^i := \mathbb{E}(\mathbf{1}_{\{Y_t=e_i\}} | \mathcal{F}_t^S)$. Then, we can represent the filter as

$$\pi_t(f) = \sum_{i=1}^K \mathbf{f}_i \pi_t^i = \langle \mathbf{f}, \pi_t \rangle, \quad 0 \leq t \leq T.$$

The objective of this section is to derive the dynamics of the process $\pi = (\pi^1, \dots, \pi^K)$. To this end, we first observe that by the Kallianpur–Striebel formula we have $\pi_t(f) := \frac{p_t(f)}{p_t(1)}$ for all $t \in [0, T]$, where $p(f)$ denotes the unnormalized version of the filter, which is defined by

$$p_t(f) := \mathbb{E}^{\mathbf{Q}}(\tilde{Z}_t \langle \mathbf{f}, Y_t \rangle | \mathcal{F}_t^S), \quad 0 \leq t \leq T. \tag{3.2}$$

The dynamics of $p(f)$ is given in the next theorem.

Theorem 3.2 (The Zakai Equation). *Suppose Assumption 2.1 holds and let $f : \mathcal{E} \rightarrow \mathbb{R}$. Then, for all $t \in [0, T]$, the unnormalized filter (3.2) solves the equation:*

$$p_t(f) = \pi_0(f) + \int_0^t p_s(Qf)ds + \int_0^t \int_{\mathbb{R}} p_{s-}(\beta(z)f) (\mu^R(ds, dz) - \eta_s^{\mathbf{Q}}(dz)ds), \tag{3.3}$$

where $p_{t-}(\beta(z)f) = \mathbb{E}^{\mathbf{Q}}(f(Y_{t-})\tilde{Z}_{t-}\beta(t, Y_{t-}, \nu_{t-}, z) | \mathcal{F}_t^S)$ and $p_t(Qf) = \tilde{Z}_t \langle Q\mathbf{f}, Y_t \rangle | \mathcal{F}_t^S$.

We now provide the general idea of the proof, details are given in [Appendix A](#). Consider the process \tilde{Z} defined in (3.1) and some function $f : \mathcal{E} \rightarrow \mathbb{R}$. Then by Itô's formula the product $\tilde{Z}_t f(Y_t)$ has the following (\mathbf{Q}, \mathbb{F}) -semimartingale decomposition

$$\begin{aligned} \tilde{Z}_t f(Y_t) &= f(Y_0) + \int_0^t \tilde{Z}_s \langle Qf, Y_t \rangle ds + \int_0^t \tilde{Z}_s dM_s^f \\ &\quad + \int_0^t \tilde{Z}_s f(Y_s) \int_{\mathbb{R}} \beta(s, Y_{s-}, \nu_{s-}, z) (\mu^R(ds, dz) - \eta_s^Q(dz)ds), \end{aligned}$$

where $M^f = (M^f)_{0 \leq t \leq T}$ is the true (\mathbb{F}, \mathbf{Q}) -martingale appearing in the semimartingale decomposition of $f(Y)$. Taking the conditional expectation with respect to \mathcal{F}_t^S yields the result, since it can be shown that $\mathbb{E}^Q(\int_0^t \tilde{Z}_s dM_s^f | \mathcal{F}_t^S) = 0$.

We introduce the notation

$$\pi_{t-}(\eta^P(dz)) := \sum_{i=1}^K \pi_{t-}^i \eta^P(t, e_i, \nu_t, dz), \quad 0 \leq t \leq T.$$

By applying [11, Ch. II, Theorem T14] it is easy to see that $\pi_{t-}(\eta^P(dz))dt$ gives the $(\mathbb{F}^S, \mathbf{P})$ -dual predictable projection of the measure μ^R . The next proposition provides the dynamics of the conditional state probabilities.

Proposition 3.3. *The process $\pi = (\pi^1, \dots, \pi^K)$ solves the following system of equations:*

$$\pi_t^i = \pi_0^i + \int_0^t \sum_{j=1}^K q^{ji} \pi_s^j ds + \int_0^t \int_{\mathbb{R}} \pi_s^i u^i(s, \nu_{s-}, \pi_s, z) (\mu^R(ds, dz) - \pi_{s-}(\eta^P(dz))ds), \quad (3.4)$$

for every $t \in [0, T]$ and $1 \leq i \leq K$, where $u^i(t, \nu, \pi, z) := \frac{(d\eta^P(t, e_i, \nu)/d\eta^Q(z))}{\sum_{j=1}^K \pi^j (d\eta^P(t, e_j, \nu)/d\eta^Q(z))} - 1$.

Proof. By the Kallianpur–Striebel formula we have that $\pi_t(f) := \frac{p_t(f)}{p_t(1)}$, for every $t \in [0, T]$. Then, by (3.3) and Itô formula we get the dynamics of the normalized filter $\pi(f)$. The claimed result is obtained by setting $f(Y_t) = \mathbf{1}_{\{Y_t=e_i\}}$, for every $i \in \{1, \dots, K\}$. \square

Note that the filtering equation (3.4) does not depend on the particular choice of η^Q .

Filter equations for Example 2.3. In the following we give the dynamics of the process π for [Example 2.3](#). For a two-state Markov chain it is sufficient to specify the dynamics of $\pi = \pi^1$, since $\pi^2 = 1 - \pi^1$. Define two point processes $N_t^{\text{up}} = \sum_{T_n \leq t} \mathbf{1}_{\{\Delta R_{T_n} = \theta\}}$ and $N_t^{\text{down}} = \sum_{T_n \leq t} \mathbf{1}_{\{\Delta R_{T_n} = -\theta\}}$, for all $t \in [0, T]$, that count the upward and the downward jumps of the return process. It is easily seen that for every $(\nu, \pi, z) \in [0, \nu^{\max}] \times [0, 1] \times \{-\theta, \theta\}$, the function u^1 is given by

$$\begin{aligned} u^1(\nu, \pi, z) &= \frac{\lambda^+(e_1, \nu)}{\pi \lambda^+(e_1, \nu) + (1 - \pi) \lambda^+(e_2, \nu)} \mathbf{1}_{\{z=\theta\}} \\ &\quad + \frac{\lambda^-(e_1, \nu)}{\pi \lambda^-(e_1, \nu) + (1 - \pi) \lambda^-(e_2, \nu)} \mathbf{1}_{\{z=-\theta\}}. \end{aligned} \quad (3.5)$$

By Proposition 3.3 we get the following equation for $\pi_t = \pi_t^1$:

$$\begin{aligned} d\pi_t &= (q^{11}\pi_t + q^{21}(1 - \pi_t)) dt \\ &+ \pi_t(1 - \pi_t) ((\lambda^+(e_1, v_t) + \lambda^-(e_1, v_t)) - (\lambda^+(e_2, v_t) + \lambda^-(e_2, v_t))) dt \\ &+ \pi_{t-} \left(\frac{\lambda^+(e_1, v_t)}{\pi_{t-}\lambda^+(e_1, v_t) + (1 - \pi_{t-})\lambda^+(e_2, v_t)} - 1 \right) dN_t^{\text{up}} \\ &+ \pi_{t-} \left(\frac{\lambda^-(e_1, v_t)}{\pi_{t-}\lambda^-(e_1, v_t) + (1 - \pi_{t-})\lambda^-(e_2, v_t)} - 1 \right) dN_t^{\text{down}}. \end{aligned} \tag{3.6}$$

4. Control problem I: Analysis via PDMPs

We begin with a brief overview of our analysis of the control problem (2.4). In Proposition 4.3 we show that the Kushner–Stratonovich equation (3.4) has a unique solution. Then standard arguments ensure that the original control problem under incomplete information is equivalent to a control problem under complete information with state process equal to the $(K + 2)$ -dimensional process $X := (W, S, \pi)$. This process is a PDMP in the sense of Davis [22], that is a trajectory of X consists of a deterministic part which solves an ordinary differential equation (ODE), interspersed by random jumps. Therefore, to solve the optimal liquidation problem we apply control theory for PDMPs. This theory is based on the observation that a control problem for a PDMP is discrete in time: loosely speaking, at every jump-time of the process one chooses a control policy to be followed up to the next jump time or until maturity. Therefore, one can identify the control problem for the PDMP with a control problem for a discrete-time, infinite-horizon Markov decision model (MDM). Using this connection we show that the value function of the optimal liquidation problem is continuous and that is the unique solution of the dynamic programming or optimality equation for the MDM. These results are the basis for the viscosity-solution characterization of the value function in Section 5.

4.1. Optimal liquidation as a control problem for a PDMP

From the viewpoint of the trader endowed with the filtration \mathbb{F}^S , the state of the economic system at time $t \in [0, T]$ is given by $X_t = (W_t, S_t, \pi_t)$. Since it is more convenient to work with autonomous Markov processes we include time into the state and define $\tilde{X}_t := (t, X_t)$. The state space of \tilde{X} is $\tilde{\mathcal{X}} = [0, T] \times \mathcal{X}$ where $\mathcal{X} = [0, w_0] \times \mathbb{R}^+ \times \mathcal{S}^K$ with \mathcal{S}^K being the K -dimensional simplex. Let ν be the liquidation strategy followed by the trader. It follows from (2.1), (3.4), and from the fact that the bid price is a pure jump process that between jump times the state process follows the ODE $d\tilde{X}_t = g(\tilde{X}_t, \nu_t)dt$, where the vector field $g(\tilde{x}, \nu) \in \mathbb{R}^{K+3}$ is given by $g^1(\tilde{x}, \nu) = 1$, $g^2(\tilde{x}, \nu) = -\nu$, $g^3(\tilde{x}, \nu) = 0$, and for $k = 1, \dots, K$,

$$g^{k+3}(\tilde{x}, \nu) = \sum_{j=1}^K q^{jk} \pi^j - \pi^k \sum_{j=1}^K \pi^j \int_{\mathbb{R}} u^k(t, \nu, \pi, z) \eta^{\mathbf{P}}(t, e_j, \nu, dz).$$

For our analysis we need the following regularity property of g .

Lemma 4.1. *Under Assumption 2.1, the function g is Lipschitz continuous in \tilde{x} uniformly in $(t, \nu) \in [0, T] \times [0, \nu^{\max}]$; the Lipschitz constant is denoted by K_g .*

The proof is postponed to [Appendix B](#).

The jump rate of the state process \tilde{X} is given by $\lambda(\tilde{X}_{t-}, \nu_{t-})$, for all $t \in (0, T]$, where for every $(\tilde{x}, \nu) \in \tilde{\mathcal{X}} \times [0, \nu^{\max}]$,

$$\lambda(\tilde{x}, \nu) = \lambda(t, w, s, \pi, \nu) := \sum_{j=1}^K \pi^j \eta^{\mathbf{P}}(t, e_j, \nu, \mathbb{R}).$$

Next, we identify the transition kernel $Q_{\tilde{X}}$ that governs the jumps of \tilde{X} . Denote by $\{T_n\}_{n \in \mathbb{N}}$ the sequence of jump times of \tilde{X} . It follows from (3.4) that for any measurable function $f: \tilde{\mathcal{X}} \rightarrow \mathbb{R}^+$,

$$Q_{\tilde{X}} f(\tilde{x}, \nu) := E(f(\tilde{X}_{T_n}) \mid T_n = t, X_{T_n-} = x, \nu_{T_n-} = \nu) = \frac{1}{\lambda(\tilde{x}, \nu)} \bar{Q}_{\tilde{X}} f(\tilde{x}, \nu),$$

where the unnormalized kernel $\bar{Q}_{\tilde{X}}$ is given by

$$\bar{Q}_{\tilde{X}} f(\tilde{x}, \nu) = \sum_{j=1}^K \pi^j \int_{\mathbb{R}} f(t, w, s(1+z), \pi^1(1+u^1), \dots, \pi^K(1+u^K)) \eta^{\mathbf{P}}(t, e_j, \nu, dz).$$

Here u^i is short for $u^i(t, \nu, \pi, z)$. Summarizing, \tilde{X} is a PDMP with characteristics given by the vector field g , the jump rate λ and the transition kernel $Q_{\tilde{X}}$.

It is standard in control theory for PDMPs to work with so-called open-loop controls. In the current context this means that the trader chooses at each jump time $T_n < \tau$ a liquidation policy ν^n to be followed up to $T_{n+1} \wedge \tau$. This policy may depend on the state $\tilde{X}_{T_n} = (T_n, X_{T_n})$.

Definition 4.2. Denote by \mathcal{A} the set of measurable mappings $\alpha: [0, T] \rightarrow [0, \nu^{\max}]$. An *admissible open loop liquidation strategy* is a sequence of mappings $\{\nu^n\}_{n \in \mathbb{N}}$ with $\nu^n: \tilde{\mathcal{X}} \rightarrow \mathcal{A}$; the liquidation rate at time t is given by $\nu_t = \sum_{n=0}^{\infty} \mathbf{1}_{(T_n \wedge \tau, T_{n+1} \wedge \tau)}(t) \nu^n(t - T_n, \tilde{X}_{T_n})$.

It follows from Brémaud [11, Theorem T34, Appendix A2] that an admissible strategy is of the form given in Definition 4.2, but for $\mathcal{F}_{T_n}^S$ measurable mappings $\nu^n: \Omega \rightarrow \mathcal{A}$ for every $n \in \mathbb{N}$, that ν^n may depend on the entire history of the system. General results for Markov decision models (see Bäuerle and Rieder [9, Theorem 2.2.3]) show that the expected profit of the trader stays the same if instead we consider the smaller class of admissible open loop strategies, so that we may restrict ourselves to this class.

Proposition 4.3. *Let Assumption 2.1 hold. For every admissible liquidation strategy $\{\nu^n\}_{n \in \mathbb{N}}$ and every initial value \tilde{x} , a unique PDMP with characteristics g , λ , and $Q_{\tilde{X}}$ as above exists. In particular the Kushner–Stratonovich equation (3.4) has a unique solution.*

Proof. Lemma 4.1 implies that for $\alpha \in \mathcal{A}$ the ODE $d\tilde{X}_t = g(\tilde{X}_t, \alpha_t)dt$ has a unique solution so that between jumps the state process is well-defined. At any jump time T_n , \tilde{X}_{T_n} is uniquely defined in terms of observable data $(T_n, \Delta R_{T_n})$. Moreover, since the jump intensity is bounded by λ^{\max} , jump times cannot accumulate. \square

Denote by $\mathbf{P}_{(t,x)}^{\{\nu^n\}}$ (equiv. $\mathbf{P}_{\tilde{X}}^{\{\nu^n\}}$) the law of the state process provided that $X_t = x \in \mathcal{X}$ and that the trader uses the open-loop strategy $\{\nu^n\}_{n \in \mathbb{N}}$. The reward function associated to an admissible liquidation strategy $\{\nu^n\}_{n \in \mathbb{N}}$ is defined by

$$V(t, x, \{\nu^n\}_{n \in \mathbb{N}}) = \mathbb{E}_{(t,x)}^{\{\nu^n\}} \left(\int_t^{\tau} e^{-\rho(u-t)} \nu_u S_u (1 - f(\nu_u)) du + e^{\rho(\tau-t)} h(W_{\tau}) S_{\tau} \right),$$

and the value function of the liquidation problem under partial information is

$$V(t, x) = \sup \left\{ V \left(t, x, \{v^n\}_{n \in \mathbb{N}} \right) : \{v^n\}_{n \in \mathbb{N}} \text{ admissible liquidation strategy} \right\}. \quad (4.1)$$

Remark 4.4. Note that the compensator η^P and the dynamics of the filter π are independent of the current bid price s , and that the payoff of a liquidation strategy $\{v^n\}_{n \in \mathbb{N}}$ is positively homogeneous in s . This implies that the reward and the value function of the liquidation problem are positively homogeneous in s and, in particular, $V(t, w, s, \pi) = sV(t, w, 1, \pi)$.

4.2. Associated Markov decision model

The optimization problem in (4.1) is discrete in time since the control policy is chosen at the discrete time points $T_n, n \in \mathbb{N}$, and the value of the state process at these time points forms a discrete-time Markov chain (for $T_n < \tau$). Hence (4.1) can be rewritten as a control problem in an infinite horizon Markov decision model. The state process of the MDM is given by the sequence $\{L_n\}_{n \in \mathbb{N}}$ of random variables with

$$L_n = \tilde{X}_{T_n} \text{ for } T_n < \tau \text{ and } L_n = \bar{\Delta} \text{ for } T_n \geq \tau, \quad n \in \mathbb{N},$$

where $\bar{\Delta}$ is the cemetery state. In order to derive the transition kernel of the sequence $\{L_n\}_{n \in \mathbb{N}}$ and the reward function of the MDM, we introduce some notation. For a function $\alpha \in \mathcal{A}$ we denote by $\tilde{\varphi}_t^\alpha(\tilde{x})$ or by $\tilde{\varphi}_t(\alpha, \tilde{x})$ the flow of the initial value problem $\frac{d}{dt} \tilde{X}(t) = g(\tilde{X}(t), \alpha_t)$ with initial condition $\tilde{X}(0) = \tilde{x}$. Whenever we want to make the dependence on time explicit we write $\tilde{\varphi}^\alpha$ in the form (t, φ^α) . Moreover, we define the function λ_u^α by

$$\lambda_u^\alpha(\tilde{x}) = \lambda(\tilde{\varphi}_u^\alpha(\tilde{x}), \alpha_u) = \lambda((t + u, \varphi_u^\alpha), \alpha_u) \quad u \in [0, T - t],$$

and we let $A_u^\alpha(\tilde{x}) = \int_0^u \lambda_v^\alpha(\tilde{x}) dv$.

Next we take a closer look at the boundary of $\tilde{\mathcal{X}}$. First note that the process π takes values in the hyperplane $\mathcal{H}^K = \{x \in \mathbb{R}^K : \sum_{i=1}^K x_i = 1\}$, so that $\tilde{\mathcal{X}}$ is contained in the set $\mathcal{H} = \mathbb{R}^3 \times \mathcal{H}^K$, which is a hyperplane of \mathbb{R}^{K+3} . When considering the boundary or the interior of the state space we always refer to the relative boundary or the relative interior with respect to \mathcal{H} . Of particular interest to us is the active boundary Γ of the state space, that is the part of the boundary of $\tilde{\mathcal{X}}$ which can be reached by the flow $\tilde{\varphi}^\alpha(\tilde{x})$ starting in an interior point $\tilde{x} \in \text{int}(\tilde{\mathcal{X}})$. The boundary of $\tilde{\mathcal{X}}$ can only be reached if $w = 0$, if $t = T$, or if the filter process reaches the boundary of the K -dimensional simplex. The latter is not possible: indeed, if $\pi_0^i > 0$, then $\pi_t^i > 0$ for all $t \in [0, T]$, since there is a positive probability that the Markov chain has not changed its state and since the conditional distribution of Y_t given \mathcal{F}_t^S is equivalent to the unconditional distribution of Y_t by the Kallianpur–Striebel formula. Hence the active boundary equals $\Gamma = \Gamma_1 \cup \Gamma_2$, where

$$\Gamma_1 = [0, T] \times \{0\} \times (0, \infty) \times \mathcal{S}_0^K \quad \text{and} \quad \Gamma_2 = \{T\} \times [0, w_0] \times (0, \infty) \times \mathcal{S}_0^K, \quad (4.2)$$

and where \mathcal{S}_0^K is the interior of \mathcal{S}^K , i.e. $\mathcal{S}_0^K := \{x \in \mathcal{S}^K : x_i > 0 \text{ for all } i\}$. In (4.2) Γ_1 is the lateral part of the active boundary corresponding to an inventory level equal to zero, and Γ_2 is the terminal boundary corresponding to the exit from the state space at maturity T . In the sequel we denote the first exit time of the flow $\tilde{\varphi}^\alpha(\tilde{x})$ from $\tilde{\mathcal{X}}$ by

$$\tau^\varphi = \tau^\varphi(\tilde{x}, \alpha) = \inf\{u \geq 0 : \tilde{\varphi}_u^\alpha(\tilde{x}) \in \Gamma\}.$$

Notice that the stopping time τ defined in (2.5) corresponds to the first time the state process \tilde{X} reaches the active boundary Γ .

Using similar arguments as in Bäuerle and Rieder [9, Section 8.2] or in Davis [22, Section 44], it is easily seen that the transition kernel Q_L of the sequence $\{L_n\}_{n \in \mathbb{N}}$ is given by

$$Q_L f((t, x), \alpha) = \int_0^{\tau^\varphi(\tilde{x})} e^{-\Lambda_u^\alpha(\tilde{x})} \overline{Q}_{\tilde{x}} f(u + t, \varphi_u(\tilde{x}), \alpha_u) du + e^{-\Lambda_{\tau^\varphi(\tilde{x})}^\alpha} f(\bar{\Delta});$$

we omit the details. Moreover, since the cemetery state is absorbing, $Q_L \mathbf{1}_{\{\bar{\Delta}\}}(\bar{\Delta}, \alpha) = 1$. Finally we define the one-period reward function $r: \tilde{\mathcal{X}} \times \mathcal{A} \rightarrow \mathbb{R}^+$ by

$$r(\tilde{x}, \alpha) = \int_0^{\tau^\varphi} e^{-\rho u} e^{-\Lambda_u^\alpha(\tilde{x})} \alpha_u s(1 - f(\alpha_u)) du + e^{-\rho \tau^\varphi} e^{-\Lambda_{\tau^\varphi}^\alpha(\tilde{x})} h(w_{\tau^\varphi} s), \tag{4.3}$$

and w_{τ^φ} the inventory-component of $\tilde{\varphi}^\alpha$, and we set $r(\bar{\Delta}) = 0$. For an admissible strategy $\{v^n\}_{n \in \mathbb{N}}$ we set $J_\infty^{\{v^n\}}(\tilde{x}) = \mathbb{E}_{\tilde{x}}^{\{v^n\}} \left(\sum_{n=0}^\infty r(L_n, v^n(L^n)) \right)$, and

$$J_\infty(\tilde{x}) := \sup \left\{ J_\infty^{\{v^n\}}(\tilde{x}) : \{v^n\}_{n \in \mathbb{N}} \text{ admissible liquidation strategy} \right\}. \tag{4.4}$$

The next lemma shows that the MDM with transition kernel Q_L and one-period reward $r(L, \alpha)$ is equivalent to the optimization problem (4.1).

Lemma 4.5. *For every admissible strategy $\{v^n\}$ it holds that $V^{\{v^n\}} = J_\infty^{\{v^n\}}$. Hence $V = J_\infty$, and the control problems (4.1) and (4.4) are equivalent.*

The proof is similar to the proof of Davis [22, Theorem 44.9] and is therefore omitted.

4.3. The Bellman equation

In this section we study the Bellman equation for the value function V . Define for $\alpha \in \mathcal{A}$ and a measurable function $v: \tilde{\mathcal{X}} \rightarrow \mathbb{R}^+$ the function $\mathcal{L}v(\cdot, \alpha)$ by

$$\mathcal{L}v(\tilde{x}, \alpha) = r(\tilde{x}, \alpha) + Q_L v(\tilde{x}, \alpha), \quad \tilde{x} \in \tilde{\mathcal{X}}.$$

The maximal reward operator \mathcal{T} is then given by $\mathcal{T}v(\tilde{x}) = \sup_{\alpha \in \mathcal{A}} \mathcal{L}v(\tilde{x}, \alpha)$. Since the one-period reward function is nonnegative we have a so-called positive MDM and it follows from Bäuerle and Rieder [9, Theorem 7.4.3] that the value function satisfies the so-called Bellman or optimality equation

$$V(\tilde{x}) = \mathcal{T}V(\tilde{x}), \quad \tilde{x} \in \tilde{\mathcal{X}},$$

that is V is a fixed point of the operator \mathcal{T} . In order to characterize V as viscosity solution of the HJB equation associated with the PDMP \tilde{X} (see Section 5) we need a stronger result. We want to show: (i) that the value function V is the unique fixed point of \mathcal{T} in a suitable function class \mathcal{M} ; (ii) that for a starting point $v^0 \in \mathcal{M}$ iterations of the form $v^{n+1} = \mathcal{T}v^n$, $n \in \mathbb{N}$, converge to V ; and (iii) that V is continuous on $\tilde{\mathcal{X}}$.

Points (i) and (ii) follow from the next lemma.

Lemma 4.6. *Define for $\gamma > 0$, the function $b: \tilde{\mathcal{X}} \cup \{\bar{\Delta}\} \rightarrow \mathbb{R}^+$ by $b(\tilde{x}) = b(t, x) := s w e^{\gamma(T-t)}$, $\tilde{x} \in \tilde{\mathcal{X}}$, and $b(\bar{\Delta}) = 0$. Then under Assumption 2.1, b is a bounding function for the MDM with transition kernel Q_L and reward function r , that is there are constants c_r, c_Q such that for all $(\tilde{x}, \alpha) \in \tilde{\mathcal{X}} \times \mathcal{A}$.*

$$|r(\tilde{x}, \alpha)| \leq c_r b(\tilde{x}) \quad \text{and} \quad Q_L b(\tilde{x}, \alpha) \leq c_Q b(\tilde{x}).$$

Moreover, for γ sufficiently large it holds that $c_Q < 1$, that is the MDM is contracting.

The proof is postponed to [Appendix B](#). In the sequel we denote by \mathcal{B}_b the set of functions

$$\mathcal{B}_b := \left\{ v : \tilde{\mathcal{X}} \rightarrow \mathbb{R} \text{ such that } \sup_{\tilde{x} \in \tilde{\mathcal{X}}} |v(\tilde{x})/b(\tilde{x})| < \infty \right\},$$

and we define for $v \in \mathcal{B}_b$ the norm $\|v\|_b = \sup_{\tilde{x} \in \tilde{\mathcal{X}}} |v(\tilde{x})/b(\tilde{x})|$. Then the following holds, see Bauerle and Rieder [9, Section 7.3]: (a) $(\mathcal{B}_b, \|\cdot\|_b)$ is a Banach space; (b) $\mathcal{T}(\mathcal{B}_b) \subset \mathcal{B}_b$; (c) $\|\mathcal{T}v - \mathcal{T}u\|_b \leq c_Q \|v - u\|_b$.

If the MDM is contracting, the maximal reward operator is a contraction on $(\mathcal{B}_b, \|\cdot\|_b)$, and the value function is an element of \mathcal{B}_b . Banach’s fixed point theorem thus gives properties (i) and (ii) above with $\mathcal{M} = \mathcal{B}_b$. In order to establish property (iii) (continuity of V) we observe that the set

$$\mathcal{C}_b := \{v \in \mathcal{B}_b : v \text{ is continuous}\}$$

is a closed subset of $(\mathcal{B}_b, \|\cdot\|_b)$, see Bauerle and Rieder [9, Section 7.3]. Moreover, we show in [Proposition 4.8](#) that under certain continuity conditions (see [Assumptions 2.1](#) and [4.7](#)), \mathcal{T} maps \mathcal{C}_b into itself. Hence it follows from Banach’s fixed point theorem that $V \in \mathcal{C}_b$.

Assumption 4.7.

1. The measure $\eta^j(t, v; dz)$ for $j \in \{1, \dots, K\}$ is continuous in the weak topology, i.e. for all bounded and continuous ϕ , the mapping $(t, v) \mapsto \int_{\mathbb{R}} \phi(z)\eta^j(dz)$ is continuous on $[0, T] \times [0, v^{\max}]$.
2. For the functions u^j introduced in [Proposition 3.3](#) the following holds: for any sequence $\{(t^n, v^n, \pi^n)\}_{n \in \mathbb{N}}$ with $(t^n, v^n, \pi^n) \in [0, T] \times [0, v^{\max}] \times S^K$ for every $n \in \mathbb{N}$, such that $(t^n, v^n, \pi^n) \xrightarrow{n \rightarrow \infty} (t, v, \pi)$, one has

$$\lim_{n \rightarrow \infty} \sup_{z \in \text{supp}(\eta)} |u^j(t^n, v^n, \pi^n, z) - u^j(t, v, \pi, z)| = 0.$$

Proposition 4.8. *Suppose that [Assumptions 2.1](#) and [4.7](#) hold and let $v \in \mathcal{C}_b$. Then $\mathcal{T}v \in \mathcal{C}_b$.*

Proof. Consider some sequence $\tilde{x}_n \rightarrow \tilde{x}$ for $n \rightarrow \infty$. Since $|\mathcal{T}v(\tilde{x}_n) - \mathcal{T}v(\tilde{x})| \leq \sup_{\alpha \in \mathcal{A}} |\mathcal{L}v(\tilde{x}_n, \alpha) - \mathcal{L}v(\tilde{x}, \alpha)|$, it suffices to estimate the difference $\sup_{\alpha \in \mathcal{A}} |\mathcal{L}v(\tilde{x}_n, \alpha) - \mathcal{L}v(\tilde{x}, \alpha)|$. First, note that by the Lipschitz continuity of g , established in [Lemma 4.1](#), we have

$$|\tilde{\varphi}_t^\alpha(\tilde{x}_n) - \tilde{\varphi}_t^\alpha(\tilde{x})| \leq |\tilde{x}_n - \tilde{x}| + K_g \int_0^t |\tilde{\varphi}_u^\alpha(\tilde{x}_n) - \tilde{\varphi}_u^\alpha(\tilde{x})| du.$$

Gronwall inequality hence yields that

$$\sup_{t \in [0, T], \alpha \in \mathcal{A}} |\tilde{\varphi}_t^\alpha(\tilde{x}_n) - \tilde{\varphi}_t^\alpha(\tilde{x})| \leq |\tilde{x}_n - \tilde{x}| e^{K_g T}, \tag{4.5}$$

and thus uniform convergence for $n \rightarrow \infty$ of the flow $\tilde{\varphi}^\alpha(\tilde{x}_n)$ to $\tilde{\varphi}^\alpha(\tilde{x})$. This does however not imply that τ^{φ_n} , the entrance time of $\tilde{\varphi}^\alpha(\tilde{x}_n)$ into the active boundary of the state space, converges to τ^φ for $n \rightarrow \infty$. To deal with this issue we distinguish two cases:

Case 1. The flow $\tilde{\varphi}^\alpha(\tilde{x})$ exits the state space $\tilde{\mathcal{X}}$ at the terminal boundary I_2 (see [\(4.2\)](#)). This implies that $\tau^\varphi = T - t$ and that the inventory level w_u is strictly positive for $u < T - t$. We therefore conclude from [\(4.5\)](#) that τ^{φ_n} converges to $T - t$. Under [Assumptions 2.1](#) and [4.7](#) the uniform convergence $\lim_{n \rightarrow \infty} \sup_{\alpha \in \mathcal{A}} |\mathcal{L}v(\tilde{x}_n, \alpha) - \mathcal{L}v(\tilde{x}, \alpha)| = 0$ thus follows immediately using the definition of r and the continuity of the mapping $(\tilde{x}, v) \mapsto Qv(\tilde{x}, v)$ established in [Lemma B.1](#), see [Appendix B](#).

Case 2. The flow $\tilde{\varphi}^\alpha(\tilde{x})$ exits $\tilde{\mathcal{X}}$ at the lateral boundary Γ_1 so that $w_{\tau^\varphi} = 0$. In that case (4.5) implies that $\liminf_{n \rightarrow \infty} \tau^{\varphi_n} \geq \tau^\varphi$; it is however possible that this inequality is strict. We first show continuity of the reward function for that case. We decompose $r(\tilde{x}_n, \alpha)$ as follows, setting $\rho = 0$ for simplicity:

$$r(\tilde{x}_n, \alpha) = s \int_0^{\tau^\varphi \wedge \tau^{\varphi_n}} e^{-\Lambda_u^\alpha(\tilde{x}_n)} \alpha_u (1 - f(\alpha_u)) du \tag{4.6}$$

$$+ s \int_{\tau^\varphi \wedge \tau^{\varphi_n}}^{\tau^{\varphi_n}} e^{-\Lambda_u^\alpha(\tilde{x}_n)} \alpha_u (1 - f(\alpha_u)) du + s e^{-\Lambda_{\tau^{\varphi_n}}^\alpha(\tilde{x}_n)} h(w_{\tau^{\varphi_n}}). \tag{4.7}$$

Now it follows from (4.5) that the integral in (4.6) converges for $n \rightarrow \infty$ to $r(\tilde{x}, \alpha)$ uniformly in $\alpha \in \mathcal{A}$. The terms in (4.7) are bounded from above by $s w_{\tau^\varphi \wedge \tau^{\varphi_n}}$; this can be shown via a similar partial integration argument as in the proof of Lemma 4.6. Moreover, $w_{\tau^\varphi \wedge \tau^{\varphi_n}}$ converges uniformly in $\alpha \in \mathcal{A}$ to $w_{\tau^\varphi} = 0$, so that (4.7) converges to zero. Next we turn to the transition kernel. We decompose $Q_L v$:

$$Q_L v(\tilde{x}_n, \alpha) = \int_0^{\tau^\varphi \wedge \tau^{\varphi_n}} e^{-\Lambda_u^\alpha(\tilde{x}_n)} \bar{Q} v(\tilde{\varphi}_u(\tilde{x}_n), \alpha_u) du + \int_{\tau^\varphi \wedge \tau^{\varphi_n}}^{\tau^{\varphi_n}} e^{-\Lambda_u^\alpha(\tilde{x}_n)} \bar{Q} v(\tilde{\varphi}_u^\alpha(\tilde{x}_n), \alpha_u) du .$$

For $n \rightarrow \infty$, the first integral converges to $Q_L v(\tilde{x}, \alpha)$ using (4.5) and the continuity of the mapping $(\tilde{x}, v) \mapsto \bar{Q} v(\tilde{x}, v)$ (Lemma B.1). To estimate the second term note that $\bar{Q} v(\tilde{x}, v) \leq \|v\|_{bS} w_\lambda(\tilde{x}, v)$ (as $\frac{1}{\lambda} \bar{Q}$ is a probability transition kernel), so that the integral is bounded by

$$\|v\|_{bS} w_{\tau^\varphi \wedge \tau^{\varphi_n}} \int_{\tau^\varphi \wedge \tau^{\varphi_n}}^{\tau^{\varphi_n}} \lambda_u^\alpha e^{-\Lambda_u^\alpha(\tilde{x}_n)} du \leq \|v\|_{bS} w_{\tau^\varphi \wedge \tau^{\varphi_n}} ,$$

and the last term converges to zero for $n \rightarrow \infty$, uniformly in $\alpha \in \mathcal{A}$. \square

Remark 4.9. Note that existing continuity results for $\mathcal{L}v(\cdot, \alpha)$ such as Davis [22, Theorem 44.11] make the assumption that the flow φ^α reaches the active boundary at a uniform speed, independent of the chosen control. In order to ensure this hypothesis in our framework we would have to impose a strictly positive lower bound on the admissible liquidation rate. This is an economically implausible restriction of the strategy space which is why we prefer to rely on a direct argument.

We summarize the results of this section in the following theorem.

Theorem 4.10. *Suppose that Assumptions 2.1 and 4.7 hold. Then the value function V is continuous on $\tilde{\mathcal{X}}$ and satisfies the boundary conditions $V(\tilde{x}) = 0$ for \tilde{x} in the lateral boundary Γ_1 and $V(T, x) = sh(w)$. Moreover, V is the unique solution of the Bellman or optimality equation $V = \tilde{T}V$ in \mathcal{B}_b .*

5. Control problem II: Viscosity solutions

In this section we show that the value function is a viscosity solution of the standard HJB equation associated with the controlled Markov process (W, π) and we derive a comparison principle for that equation. These results are crucial to ensure the convergence of suitable numerical schemes for the HJB equation and thus for the numerical solution of the optimal liquidation problem. In Section 5.2 we provide an example which shows that in general the HJB equation does not admit a classical solution.

5.1. Viscosity solution characterization

As a first step we write down the Bellman equation and we use the positive homogeneity of V in the bid price (see Remark 4.4) to eliminate s from the set of state variables. Define $\tilde{\mathcal{Y}} = [0, T] \times [0, w_0] \times \mathcal{S}^K$ and denote by $\text{int } \tilde{\mathcal{Y}}$ and $\partial \tilde{\mathcal{Y}}$ the relative interior and the relative boundary of $\tilde{\mathcal{Y}}$ with respect to the hyperplane $\mathbb{R}^2 \times \mathcal{H}^K$. For $\tilde{y} \in \tilde{\mathcal{Y}}$ we set

$$V'(\tilde{y}) = V'(t, w, \pi) := V(t, w, 1, \pi),$$

so that the value function satisfies the relation $V(\tilde{x}) = sV'(\tilde{y})$. For $v \in [0, v^{\max}]$, $\tilde{y} \in \tilde{\mathcal{Y}}$, and any measurable function $\Psi: \tilde{\mathcal{Y}} \rightarrow \mathbb{R}^+$, define

$$\bar{Q}' \Psi(\tilde{y}, v) := \sum_{j=1}^K \pi^j \int_{\mathbb{R}} (1+z) \Psi(t, w, (\pi^i(1+u^i(t, \pi, v, z)))_{i=1, \dots, K}) \eta^{\mathbf{P}}(t, e_j, v, dz)$$

and note that $\bar{Q}'V(\tilde{x}, v) = s\bar{Q}'V'(\tilde{y}, v)$. From now on we denote by $\tilde{\varphi}_u^\alpha(\tilde{y})$ the flow of the vector field g with price component g^3 omitted, and we write τ^φ for the first time this flow reaches the active boundary of $\tilde{\mathcal{Y}}$ given by $\Gamma := [0, T] \times \{0\} \times \mathcal{S}_0^K \cup \{T\} \times [0, w_0] \times \mathcal{S}_0^K$ of $\tilde{\mathcal{Y}}$.

By positive homogeneity, the Bellman equation for V reduces to the following optimality equation for V' :

$$V'(\tilde{y}) = \sup_{\alpha \in A} \left\{ \int_0^{\tau^\varphi} e^{-(\rho u + A_u^\alpha(\tilde{y}))} (\alpha_u(1 - f(\alpha_u)) + \bar{Q}'V'(\tilde{\varphi}_u^\alpha(\tilde{y}), \alpha_u)) du + e^{-(\rho\tau^\varphi + A_{\tau^\varphi}^\alpha(\tilde{y}))} h(w_{\tau^\varphi}) \right\}. \tag{5.1}$$

For $\Psi: \tilde{\mathcal{Y}} \rightarrow \mathbb{R}^+$ bounded, define the function $\ell^\Psi: \tilde{\mathcal{Y}} \times [0, v^{\max}] \rightarrow \mathbb{R}^+$ and the operator \mathcal{T} by

$$\ell^\Psi(\tilde{y}, v) = v(1 - f(v)) + \bar{Q}' \Psi(\tilde{y}, v), \tag{5.2}$$

$$\mathcal{T}' \Psi(\tilde{y}) = \sup_{\alpha \in A} \left\{ \int_0^{\tau^\varphi} e^{-(\rho u + A_u^\alpha(\tilde{y}))} \ell^\Psi(\tilde{\varphi}_u^\alpha(\tilde{y}), \alpha_u) du + e^{-(\rho\tau^\varphi + A_{\tau^\varphi}^\alpha(\tilde{y}))} h(w_{\tau^\varphi}) \right\}. \tag{5.3}$$

Note that for fixed Ψ , $v^\Psi := \mathcal{T}' \Psi$ is the value function of a deterministic exit-time optimal control problem with instantaneous reward ℓ^Ψ and boundary value h . Viscosity solutions for this problem are studied extensively in Barles [6]. Moreover, the optimality equation (5.1) for V' can be written as the fixed point equation $V' = \mathcal{T}'V'$. Davis and Farid [23] observed that this can be used to obtain a viscosity solution characterization of the value function in a PDMP control problem, and we now explain how this idea applies in our framework. Define for $\Psi: \tilde{\mathcal{Y}} \rightarrow \mathbb{R}^+$ the function $F_\Psi: \tilde{\mathcal{Y}} \times \mathbb{R}^+ \times \mathbb{R}^{K+2} \rightarrow \mathbb{R}$ by

$$F_\Psi(\tilde{y}, v, p) = -\sup\{-\rho + \lambda(\tilde{y}, v)v + g(\tilde{y}, v)'p + \ell^\Psi(\tilde{y}, v) : v \in [0, v^{\max}]\}.$$

The dynamic programming equation associated with the control problem (5.3) is

$$F_\Psi(\tilde{y}, v^\Psi(\tilde{y}), \nabla v^\Psi(\tilde{y})) = 0 \text{ for } \tilde{y} \in \text{int } \tilde{\mathcal{Y}}, \quad v^\Psi(\tilde{y}) = h(\tilde{y}) \text{ for } \tilde{y} \in \partial \tilde{\mathcal{Y}}. \tag{5.4}$$

Moreover, since $V' = \mathcal{T}'V'$, we expect that V' solves in a suitable sense the equation

$$F_{V'}(\tilde{y}, V'(\tilde{y}), \nabla V'(\tilde{y})) = 0, \text{ for } \tilde{y} \in \text{int } \tilde{\mathcal{Y}}, \quad V'(\tilde{y}) = h(\tilde{y}) \text{ for } \tilde{y} \in \partial \tilde{\mathcal{Y}}. \tag{5.5}$$

Remark 5.1. Notice that, Eqs. (5.4) and (5.5) differ in the sense that in (5.4) the function F_Ψ enters with Ψ fixed, whereas in (5.5) one works with the function $F_{V'}$. This reflects the

fact that control problem (5.3) associated to Eq. (5.4) has an exogenously given running cost, while in the optimization problem (5.1), leading to Eq. (5.5), function V' is the solution of a fixed point equation, and therefore the running cost is endogenous.

There are two issues with Eqs. (5.4) and (5.5): v^Ψ and V' are typically not C^1 functions, and the value of these functions on the non-active part $\partial\tilde{Y} \setminus \Gamma$ of the boundary is determined endogenously. Following Barles [6] we therefore work with the following notion of viscosity solutions.

Definition 5.2.

1. A bounded upper semi-continuous (u.s.c.) function v on \tilde{Y} is a *viscosity subsolution* of (5.4), if for all $\phi \in C^1(\tilde{Y})$ and all local maxima $\tilde{y}_0 \in \tilde{Y}$ of $v - \phi$ one has

$$\begin{aligned} F_\Psi(\tilde{y}_0, v(\tilde{y}_0), \nabla\phi(\tilde{y}_0)) &\leq 0 \text{ for } \tilde{y}_0 \in \text{int}\tilde{Y}, \\ \min\{F_\Psi(\tilde{y}_0, v(\tilde{y}_0), \nabla\phi(\tilde{y}_0)), v(\tilde{y}_0) - h(\tilde{y}_0)\} &\leq 0 \text{ for } \tilde{y}_0 \in \partial\tilde{Y}. \end{aligned} \tag{5.6}$$

A bounded lower semi-continuous (l.s.c.) function u on \tilde{Y} is a *viscosity supersolution* of (5.4), if for all $\phi \in C^1(\tilde{Y})$ and all local minima $\tilde{y}_0 \in \tilde{Y}$ of $u - \phi$ one has

$$\begin{aligned} F_\Psi(\tilde{y}_0, u(\tilde{y}_0), \nabla\phi(\tilde{y}_0)) &\geq 0 \text{ for } \tilde{y}_0 \in \text{int}\tilde{Y}, \\ \max\{F_\Psi(\tilde{y}_0, u(\tilde{y}_0), \nabla\phi(\tilde{y}_0)), u(\tilde{y}_0) - h(\tilde{y}_0)\} &\geq 0 \text{ for } \tilde{y}_0 \in \partial\tilde{Y}. \end{aligned} \tag{5.7}$$

A *viscosity solution* v^Ψ of (5.4) is either a continuous function on \tilde{Y} that is both a sub and a supersolution of (5.4), or a bounded function with u.s.c. and l.s.c. envelopes that are a sub and a supersolution of (5.4).

2. A bounded u.s.c. function v on \tilde{Y} is a *viscosity subsolution* of (5.5), if the relation (5.6) holds for $F = F_v$. Similarly, a bounded l.s.c. function u on \tilde{Y} is a *viscosity supersolution* of (5.4), if (5.7) holds for $F = F_u$. Finally, V' is a *viscosity solution* of (5.5), if it is both a sub and a supersolution of that equation.

Note that Definition 5.2 allows for the case that $v^\Psi(\tilde{y}_0) \neq h(\tilde{y}_0)$ for certain boundary points $\tilde{y}_0 \in \partial\tilde{Y}$. In particular, if $F_\Psi(\tilde{y}_0, v^\Psi(\tilde{y}_0), \nabla v^\Psi(\tilde{y}_0)) = 0$ in the viscosity sense, (5.6) and (5.7) hold irrespectively of the value of $h(\tilde{y}_0)$.

Theorem 5.3. *Suppose that Assumptions 2.1 and 4.7 hold. Then the value function V' is a continuous viscosity solution of (5.5) in \tilde{Y} . Moreover, a comparison principle holds for (5.5): if $v \geq 0$ is a subsolution and $u \geq 0$ a supersolution of (5.5) such that $v(\tilde{y})/w$ and $u(\tilde{y})/w$ are bounded on \tilde{Y} and such that $v = u = h$ on the active boundary Γ of \tilde{Y} , then $v \leq u$ on $\text{int}\tilde{Y}$. It follows that V' is the only continuous viscosity solution of (5.5).*

Proof. First, by Theorem 4.10, V' is continuous. Moreover, Barles [6, Theorem 5.2] implies that V' is a viscosity solution of (5.4) with $\Psi = V'$ and hence of Eq. (5.5).

Next we prove the comparison principle. In order to establish the inequality $v \leq u$ we use an inductive argument based on the monotonicity of \mathcal{T}' and on a comparison result for (5.4). Let $u_0 := u$ and define $u_1 = \mathcal{T}u_0$. It follows from Barles [6, Theorem 5.2] that u_1 is a viscosity solution of (5.4) with $\Psi = u_0$. Moreover, $u_1(\tilde{y})/w$ is bounded on \tilde{Y} so that $u_1 = h$ on Γ . Since u_0 is a supersolution of (5.5) it is also a supersolution of (5.4) with $\Psi = u_0$. Barles [6, Theorem 5.7] gives the inequality $u_1 \leq u_0$ on $\text{int}\tilde{Y}$, since the functions u^+ and u^- defined

in that theorem coincide in our case. Define now inductively $u_n = \mathcal{T}'u_{n-1}$, and suppose that $u_n \leq u_{n-1}$. Then, using the monotonicity of \mathcal{T}' , we have

$$u_{n+1} = \mathcal{T}'u_n \leq \mathcal{T}'u_{n-1} = u_n.$$

This proves that $u_{n+1} \leq u_n$ for every $n \in \mathbb{N}$. Moreover, as explained in Section 4.3, the sequence $\{u_n\}_{n \in \mathbb{N}}$ converges to V' , so that $u_n \geq V'$ for all n . In the same way we can construct a sequence of functions $\{v^n\}$ with $v_0 = v$ such that $v^n \uparrow V'$, and we conclude that $v \leq V' \leq u$. The remaining statements are clear. \square

Remark 5.4. Note that the results in Davis and Farid [23] do not apply directly to our case since their assumptions regarding the behaviour of the vector field g on the lateral boundary are not satisfied in our model. Moreover, Davis and Farid [23] do not give a comparison principle for (5.5).

Finally, we write the dynamic programming equation (5.5) explicitly. To this end, we use the fact that $\lambda(\tilde{y}, v) = \sum_{k=1}^K \pi^k \eta^{\mathbf{P}}(t, e_k, v, \mathbb{R})$, the definition of g , and the definition of $l^{V'}$ in (5.2) to obtain

$$0 = \frac{\partial V'}{\partial t}(t, w, \pi) + \sup\{H(v, t, w, \pi, V', \nabla V') : v \in [0, v^{\max}]\}, \quad \text{with} \quad (5.8)$$

$$\begin{aligned} H(v, t, w, \pi, V', \nabla V') &= -\rho V' + v(1 - f(v)) - v \frac{\partial V'}{\partial w}(t, w, \pi) \\ &+ \sum_{k,j=1}^K \frac{\partial V'}{\partial \pi^k}(t, w, \pi) \pi^j \\ &\times \left(q^{jk} - \pi^k \int_{\mathbb{R}} u^k(t, v, \pi, z) \eta^{\mathbf{P}}(t, e_j, v, dz) \right) \\ &+ \sum_{j=1}^K \pi^j \int_{\mathbb{R}} \Delta V'(t, w, \pi, z) \eta^{\mathbf{P}}(t, e_j, v, dz), \end{aligned} \quad (5.9)$$

and $\Delta V'(t, w, \pi, z) := (1 + z)V'(t, w, (\pi^i(1 + u^i(t, v, \pi, z)))_{i=1, \dots, K}) - V'(t, w, \pi)$. This equation coincides with the standard HJB equation associated with the controlled Markov process (W, π) . The advantage of using viscosity solution theory is that we are able to give a mathematical meaning to this equation even if V' is merely continuous. This is relevant in our context. Indeed, in the next section we present a simple example where V' is not \mathcal{C}^1 .

5.2. A counterexample

We now give an example within a setup where the value function is a viscosity solution of the dynamic programming equation but not a classical solution. Precisely, we work in the context of Example 2.2 with linear permanent price impact and deterministic compensator $\eta^{\mathbf{P}}$. For simplicity we let $\rho = 0$, $s = 1$, $h(w) \equiv 0$, $f(v) \equiv 0$ (zero terminal liquidation value and no temporary price impact). In this case an exogenous upper bound v^{\max} on the liquidation rate need to be imposed, in order to ensure that the set of controls is compact and that a viscosity solution exists (see Remark 5.5). Moreover, we assume that $c^{\text{up}} < c^{\text{down}}$. The function $\bar{\eta}^{\mathbf{P}}$ from (2.6) is thus given by $\bar{\eta}^{\mathbf{P}}(v) := \theta(c^{\text{up}} - c^{\text{down}}(1 + av))$ and $\bar{\eta}^{\mathbf{P}}(v) < 0$ for $v > 0$. It follows that $S^{\mathbf{p}}$ is a supermartingale for any admissible \mathbf{v} , and we conjecture that it is optimal to sell

as fast as possible to reduce the loss due to the falling bid price. Denote by $\tau(w) := w/\nu^{\max}$ the minimal time necessary to liquidate the inventory w . The optimal strategy is thus given by $\nu_t^* = \nu^{\max} \mathbf{1}_{[0, \tau(w_0) \wedge T]}(t)$. Moreover, for $t < \tau(w_0) \wedge T$ one has $\bar{\eta}^{\mathbf{P}}(\nu_t) = \bar{\eta}^{\mathbf{P}}(\nu^{\max})$ and $\mathbb{E}(S_t^*) = \exp(t \bar{\eta}^{\mathbf{P}}(\nu^{\max}))$. Hence we get that

$$J(\nu^*) = \int_0^{\tau(w_0) \wedge T} \nu^{\max} \exp(u \bar{\eta}^{\mathbf{P}}(\nu^{\max})) du .$$

Solving this integral we get the following candidate for the value function

$$V'(t, w) := \frac{\nu^{\max}}{\bar{\eta}^{\mathbf{P}}(\nu^{\max})} \left\{ \exp(\bar{\eta}^{\mathbf{P}}(\nu^{\max})(\tau(w) \wedge (T - t))) - 1 \right\}, \quad (t, w) \in [0, T] \times [0, \nu^{\max}]. \tag{5.10}$$

In order to verify that V' is in fact the value function we show that V' is a viscosity solution of the HJB equation (5.8). In the current setting this equation becomes

$$-\frac{\partial V'}{\partial t} - \sup \left\{ \nu - \nu \frac{\partial V'}{\partial w} + \bar{\eta}^{\mathbf{P}}(\nu) V' : \nu \in [0, \nu^{\max}] \right\} = 0. \tag{5.11}$$

First note that V' satisfies the correct terminal and boundary conditions. Define the set

$$G := \{(t, w) \in [0, T] \times [0, w_0] : \tau(w) = (T - t)\} .$$

The function V' is \mathcal{C}^1 on $[0, T] \times [0, w_0] \setminus G$, and it is a classical solution of (5.11) on this set. However V' is not differentiable on G and hence not a classical solution everywhere.

Fix some point $(\bar{t}, \bar{w}) \in G$. In order to show that V' is a viscosity solution of the (5.8) we need to verify the subsolution property in this point. (For the supersolution property there is nothing to show as there is no \mathcal{C}^1 -function ϕ such that $V' - \phi$ has a local minimum in (\bar{t}, \bar{w}) .) Consider $\phi \in \mathcal{C}^1$ such that $V' - \phi$ has a local maximum in (\bar{t}, \bar{w}) . By considering the left and right derivatives of the functions $t \mapsto (V' - \phi)(t, \bar{w})$ respectively $w \mapsto (V' - \phi)(\bar{t}, w)$ we get the following inequalities for the partial derivatives of ϕ

$$-\nu^{\max} e^{\bar{\eta}^{\mathbf{P}}(\nu^{\max})(T - \bar{t})} \leq \frac{\partial \phi}{\partial t}(\bar{t}, \bar{w}) \leq 0 \quad \text{and} \quad 0 \leq \frac{\partial \phi}{\partial w}(\bar{t}, \bar{w}) \leq \exp(\bar{\eta}^{\mathbf{P}}(\nu^{\max})\tau(\bar{w})) .$$

Moreover, it holds on G that $V'(t, w) = \frac{\nu^{\max}}{\bar{\eta}^{\mathbf{P}}(\nu^{\max})} \left\{ \exp(\bar{\eta}^{\mathbf{P}}(\nu^{\max})(T - t)) - 1 \right\}$. As $w = \nu^{\max}(T - t)$ on G , differentiating with respect to t gives that

$$\left(\frac{\partial \phi}{\partial t} - \nu^{\max} \frac{\partial \phi}{\partial w} \right)(\bar{t}, \bar{w}) = -\nu^{\max} \exp(\bar{\eta}^{\mathbf{P}}(\nu^{\max})(T - \bar{t})) . \tag{5.12}$$

Applying the inequalities for $\frac{\partial \phi}{\partial w}$ we get that

$$\sup \left\{ \nu - \nu \frac{\partial \phi}{\partial w} + \bar{\eta}^{\mathbf{P}}(\nu) V' : \nu \in [0, \nu^{\max}] \right\} = \nu^{\max} \left(-\frac{\partial \phi}{\partial w} + e^{\bar{\eta}^{\mathbf{P}}(\nu^{\max})(T - \bar{t})} \right) .$$

Using (5.12) this gives $-\frac{\partial \phi}{\partial t} - \sup \left\{ \nu - \nu \frac{\partial \phi}{\partial w} + \bar{\eta}^{\mathbf{P}}(\nu) V' : \nu \in [0, \nu^{\max}] \right\} = 0$ and hence the subsolution property.

Remark 5.5. It is easily seen that for $\nu^{\max} \rightarrow \infty$ the value function V' from (5.10) converges to $V'^{\infty}(t, w) := -\frac{1}{\theta c^{\text{down}}_a} (\exp(-w\theta ac^{\text{down}}) - 1)$ and that V'^{∞} is a strict (classical) supersolution of Eq. (5.11) since

$$\nu - \nu \frac{\partial V'}{\partial w} + \bar{\eta}^{\mathbf{P}}(\nu) V' = \left(1 - e^{-w\theta ac^{\text{down}}} \right) \left(\frac{c^{\text{up}} - c^{\text{down}}}{ac^{\text{down}}} \right) < 0 .$$

Hence we get that V'^{∞} is larger than or equal to the value function of the optimal liquidation problem for $\nu^{\max} = \infty$, by the supersolution property and that it is also smaller than or equal to that, since it is the limit of value functions with bounded maximum selling rate. This allows to conclude that V'^{∞} is indeed the value function of the optimal liquidation problem for $\nu^{\max} = \infty$.

6. Examples and numerical results

In this section we study the optimal liquidation rate and the expected liquidation profit in our model. For concreteness we work in the framework of [Example 2.3](#), that is the example where η^P depends on the liquidation strategy as well as on a two-state Markov chain. We focus on two different research questions: (i) the influence of model parameters on the form of the optimal liquidation rate; (ii) the additional liquidation profit from the use of stochastic filtering and a comparison to classical approaches. Moreover, we report the results of a small calibration study.

Numerical method. Since equation in [\(5.9\)](#) in the setting of [Example 2.3](#), cannot be solved analytically, we resort to numerical methods. We apply an explicit finite difference scheme to solve the HJB equation and to compute the corresponding liquidation strategy. First, we turn the HJB equation into an initial value problem via time reversion. Given a time discretization $0 = t_0 < \dots < t_k < \dots < t_m = T$ we set $V'_{t_0} = h$, and given V'_{t_k} , we approximate the liquidation strategy as follows:

$$v_{t_k}^*(w, \pi) := \operatorname{argmax}_{\nu \in [0, \nu^{\max}]} H(\nu, t_k, w, \pi, V'_{t_k}, \nabla^{\operatorname{disc}} V'_{t_k}), \tag{6.1}$$

where $\nabla^{\operatorname{disc}}$ is the gradient operator with derivatives replaced by suitable finite differences. In the sequel we refer to $v_{t_k}^*$ from [\(6.1\)](#) as the candidate optimal liquidation rate. With this we obtain the next time iterate of the value function,

$$V'_{t_{k+1}} = V'_{t_k} + (t_{k+1} - t_k) H(v_{t_k}^*, t_k, w, \pi, V'_{t_k}, \nabla^{\operatorname{disc}} V'_{t_k}). \tag{6.2}$$

Since the comparison principle holds, as shown in [Theorem 5.3](#), and the value function is the unique viscosity solution of our HJB equation, we get convergence of the proposed procedure to the value function by similar arguments as in Barles and Souganidis [7], Dang and Forsyth [21]; details are presented in [Appendix C](#). The motivation for using the candidate optimal strategy is as follows: the value function obtained by the finite difference approximation [\(6.2\)](#) can be viewed as value function in an approximating control problem where the state process follows a discrete time Markov chain, and the candidate optimal strategy [\(6.1\)](#) is the optimal strategy in the approximating problem, see for instance Chapter IX of Fleming and Soner [24]. The convergence result for the finite difference approximation of the value function suggests that the candidate optimal strategy is nearly optimal in the original problem. A formal analysis of the optimality properties of the candidate optimal strategy is however beyond the scope of the present paper.

6.1. Candidate optimal liquidation rate

We start by computing the candidate optimal liquidation rate $v_{t_k}^*$ for [Example 2.3](#), assuming that the temporary price impact is of the form $f(\nu) = c_f \nu^\zeta$ for $\zeta > 0$. Since $\pi_t^1 + \pi_t^2 = 1$ for all $t \in [0, T]$, we can eliminate the process π^2 from the set of state variables. In the sequel

we denote by π_t the conditional probability of being in the good state e_1 at time t and by $V'(t, w, \pi)$ the value function evaluated at the point $(t, w, (\pi, 1 - \pi))$. To compute $v_{t_k}^*$ we substitute the functions u^i given in (3.5) and the dynamics of the process $(\pi_t)_{0 \leq t \leq T}$ from (3.6) into the general HJB equation (5.8). Denote by

$$\pi_t^{\text{post}} = \frac{\pi_t c_1^{\text{down}}}{\pi_t c_1^{\text{down}} + (1 - \pi_t) c_2^{\text{down}}}, \quad 0 \leq t \leq T,$$

the updated (posterior) probability of state e_1 given that a downward jump occurs at t . Moreover, denote the discretized partial derivatives of V' appearing in (6.1) by $\frac{\delta V'}{\delta w}$ and $\frac{\delta V'}{\delta \pi}$. Substitution into (5.9) leads to

$$v_{t_k}^* = \operatorname{argmax}_{v \in [0, v^{\text{max}}]} \{v(1 - c_f v^\zeta) - vC(t_k, w, \pi)\}, \quad \text{with} \quad (6.3)$$

$$C(t_k, w, \pi) = \frac{\delta V'}{\delta w}(t_k, w, \pi) + \frac{\delta V'}{\delta \pi}(t_k, w, \pi)\pi(1 - \pi)a(c_1^{\text{down}} - c_2^{\text{down}}) - \{(1 - \theta)V'(t_k, w, \pi^{\text{post}}) - V'(t_k, w, \pi)\}(\pi c_1^{\text{down}} + (1 - \pi)c_2^{\text{down}})a. \quad (6.4)$$

Maximizing (6.3) with respect to v , we get that $v_{t_k}^* = 0$ if $C(t_k, w, \pi) > 1$; for $C(t_k, w, \pi) \leq 1$ one has $v_{t_k}^* = \tilde{v}^* \wedge v^{\text{max}}$, where \tilde{v}^* solves the equation

$$1 - c_f(\zeta + 1)v^\zeta = C(t_k, w, \pi). \quad (6.5)$$

In our numerical examples we choose v^{max} large enough so that the constraint $v_t \leq v^{\text{max}}$ is never binding. The characterization (6.5) of $v_{t_k}^*$ is very intuitive: $1 - c_f(\zeta + 1)v^\zeta$ gives the marginal liquidation benefit due to an increase in v and $C(t_k, w, \pi)$ can be viewed as marginal cost of an increase in v (see below). For $C(t_k, w, \pi) \leq 1$, \tilde{v}^* is found by equating marginal benefit and marginal cost; for $C(t_k, w, \pi) > 1$ the marginal benefit is smaller than the marginal cost for all $v \geq 0$ and $v_{t_k}^* = 0$.

The candidate optimal liquidation rate $v_{t_k}^*$ is thus determined by the marginal cost $C(t_k, w, \pi)$, and we now give an economic interpretation of the terms in (6.4). First, $\frac{\delta V'}{\delta w}$ is a marginal opportunity cost, since selling inventory reduces the amount that can be liquidated in the future. Moreover, it holds that

$$-((1 - \theta)V'(t_k, w, \pi^{\text{post}}) - V'(t_k, w, \pi)) = \theta V'(t_k, w, \pi^{\text{post}}) - (V'(t_k, w, \pi^{\text{post}}) - V'(t_k, w, \pi)).$$

The term $\theta V'(t_k, w, \pi^{\text{post}})$ represents the reduction in the expected liquidation value due to a downward jump in the return process, and $(\pi c_1^{\text{down}} + (1 - \pi)c_2^{\text{down}})a$ is the marginal increase in the intensity of a downward jump, so that the term

$$\theta V(t_k, w, \pi^{\text{post}})(\pi c_1^{\text{down}} + (1 - \pi)c_2^{\text{down}})a \quad (6.6)$$

measures the marginal cost due to permanent price impact; in the sequel we refer to (6.6) as *illiquidity cost*. Finally, note that $\pi^{\text{post}} - \pi = \frac{\pi(1 - \pi)(c_1^{\text{down}} - c_2^{\text{down}})}{\pi c_1^{\text{down}} + (1 - \pi)c_2^{\text{down}}}$. Hence the remaining terms in (6.4) are equal to

$$-\left(V'(t_k, w, \pi^{\text{post}}) - V'(t_k, w, \pi) - \frac{\delta V'}{\delta \pi}(t_k, w, \pi)(\pi^{\text{post}} - \pi)\right)a(\pi c_1^{\text{down}} + (1 - \pi)c_2^{\text{down}}). \quad (6.7)$$

Simulations indicate that V' is convex in π ; this is quite natural as it implies that uncertainty about the true state reduces the optimal liquidation value. It follows that (6.7) is negative which

Table 1
Parameter values used in numerical experiments.

w_0	T	ρ	θ	$c_1^{\text{up}}, c_2^{\text{down}}$	$c_1^{\text{down}}, c_2^{\text{up}}$	a	ζ	q^{12}	q^{21}
6000	2 days	0.00005	0.001	1000	900	7×10^{-6}	0.6	4	4

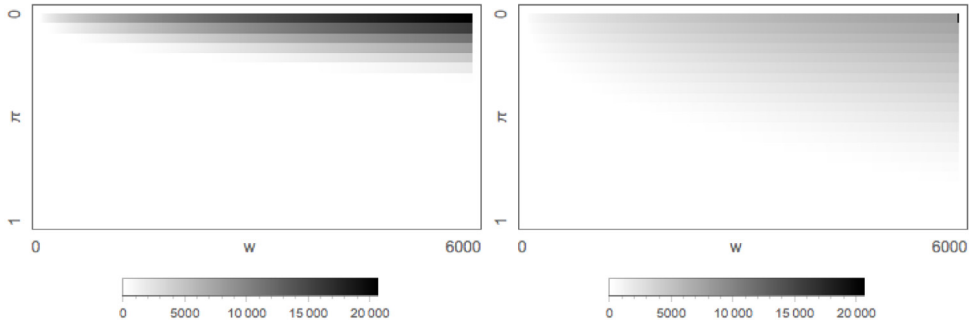


Fig. 2. Contour plot of the liquidation policy as a function of w (abscissa) and π (ordinate) for $c_f = 10^{-5}$ (left), and $c_f = 5 \times 10^{-5}$ (right) and $t = 0$ for Example 2.3.

leads to an increase in the candidate optimal liquidation rate (6.5). Since $\pi^{\text{post}} - \pi$ is largest for $\pi \approx 0.5$, this effect is most pronounced if the investor is uncertain about the true state. Hence (6.7) can be viewed as an uncertainty correction that makes the trader sell faster if he is uncertain about the true state.

Numerical analysis and varying price impact parameters. To gain further insight on the structure of the candidate optimal liquidation rate we resort to numerical experiments. We work with the parameter set given in Table 1. Moreover, we set the liquidation value $h(w) \equiv 0$; this amounts to a strong penalization of any remaining inventory at T . Without loss of generality we set $s = 1$, so that the expected liquidation profit is equal to V' .

First, we discuss the form of the candidate optimal liquidation rate for varying size of the temporary price impact, that is for varying c_f , keeping the permanent price impact parameter a constant at the moderate value $a = 7 \times 10^{-6}$. Fig. 2 shows the liquidation rate at $t = 0$ for intermediate and large temporary price impact as a function of w and π . The figure is a contour plot: white areas correspond to $v_0 = 0$, grey areas correspond to selling at a moderate speed, see also the colour bars below the graphs. Comparing the graphs we see that for higher temporary price impact (high c_f) the trader tends to trade more evenly over the state space to keep the cost due to the temporary price impact small. The candidate optimal strategy is then characterized by two regions: a *sell* region, where the trader sells at some (varying) speed, and a *wait* region, where she does not sell at all. This reaction of $v_{t_k}^*$ to variations in c_f can also be derived theoretically by inspection of (6.5).

Now we study the impact of the permanent price impact a on the form of the candidate optimal liquidation rate. Fig. 2 shows that for moderate a the liquidation rate is decreasing in π and increasing in the inventory level. The situation changes when the permanent price impact becomes large. Fig. 3 depicts the sell and wait regions under partial information in dependence of the inventory level w and the filter probability π for $a = 7 \times 10^{-5}$. For this value of a the sell region forms a band from low values of w and π to high values of w and π . In particular, for large w and small π there is a *gambling region* where the trader does not

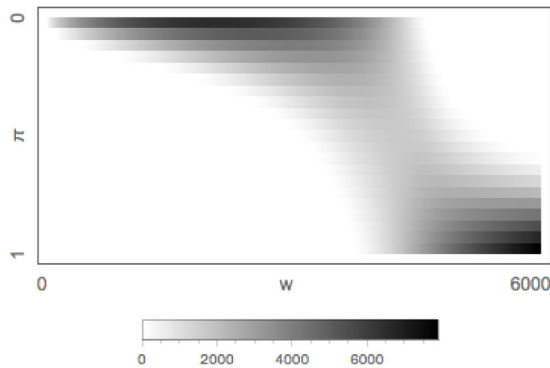


Fig. 3. Contour plot of the liquidation policy as a function of w (abscissa) and π (ordinate) for $c_f = 10^{-5}$ and for $a = 7 \times 10^{-5}$ and $t = 0$ for Example 2.3.

sell, even if a small value of π means that the bid price is trending downward (recall that π gives the probability that Y is in the good state).

The observed form of $v_{t_k}^*$ has the following explanation. Our numerical experiments show that for the chosen parameter values V' is almost linear in π , so that the uncertainty correction (6.7) is negligible. Hence the liquidation rate $v_{t_k}^*$ is determined by the interplay of the opportunity cost $\frac{\delta V'}{\delta w}(t_k, w, \pi)$ and of the illiquidity cost (6.6). We found that the opportunity cost is increasing in π . This is very intuitive: in the good state the investor expects an increase in the expected bid price which makes additional inventory more valuable. Moreover, we found that $\frac{\delta V'}{\delta w}(t_k, w, \pi)$ is decreasing in w , that is the optimal liquidation problem has decreasing returns to scale. The illiquidity cost has the opposite monotonicity behaviour: it is increasing in w (as it is proportional to $V'(t_k, w, \pi^{\text{post}})$) and, for the given parameters, decreasing in π . Now for small values of a the opportunity cost dominates the illiquidity cost for all (w, π) and $C(t_k, w, \pi)$ is increasing in π and decreasing in w . By (6.5), the liquidation rate is thus decreasing in π and increasing in w , which is in line with the monotonicity behaviour observed in Fig. 2. If a is large the situation is more involved. The opportunity cost dominates for small w , leading to a liquidation rate that is decreasing in π . For large w the illiquidity cost dominates, C is decreasing in π , and the candidate optimal liquidation rate is increasing in π . For w large enough this effect is strong enough to generate the unexpected gambling region observed in Fig. 3.

Impact of other model components. In reality the support of η^P is larger than $\{-\theta, \theta\}$ as the price may jump by more than one tick. Hence it is important to test the sensitivity of $v_{t_k}^*$ with respect to the precise form of the support. To this end, we computed the candidate optimal strategy for a different parameter set $\tilde{\theta}, \tilde{c}_i^{\text{up}}, \tilde{c}_i^{\text{down}}, i = 1, 2$ with $\tilde{\theta} = 2\theta$ and $\tilde{c}_i^{\text{up}} = 0.5c_i^{\text{up}}, \tilde{c}_i^{\text{down}} = 0.5c_i^{\text{down}}, i = 1, 2$. Note that for the new parameters the support of η^P is different but the expected return of the bid price in each of the two states is the same. We found that the liquidation value and the candidate optimal strategy were nearly identical to the original case. This shows that our approach is quite robust with respect to the exact form of the support of η^P and justifies the use of a simple model with only two possible values for the jump size of R .

6.2. Gain from filtering and comparison to classical approaches

In this section we compare the expected proceeds of using the optimal liquidation rate to the expected proceeds of a trader who mistakenly uses a model with deterministic η^P as in Example 2.2. We use the following parameters for the deterministic model: $c^{up} = 0.5c_1^{up} + 0.5c_2^{up}$, $c^{down} = 0.5c_1^{down} + 0.5c_2^{down}$, that is the trader ignores regime switching but works with the stationary distribution of the Markov chain throughout, and we set $c_f = 5 \times 10^{-5}$ (high temporary price impact). To compute the resulting liquidation rate $v_{t_k}^{*,det}$, we consider the value function $V^{',det}$ for Example 2.2. $V^{',det}$ is a function of t and w and it is the unique viscosity solution of the HJB equation

$$\frac{\partial V^{',det}}{\partial t} - \rho V^{',det} + \sup_{v \in [0, v^{max}]} \left\{ v(1 - c_f v^\zeta) - v \frac{\partial V^{',det}}{\partial w} - \bar{\eta}^P(v) V^{',det} \right\} = 0, \tag{6.8}$$

with $\bar{\eta}^P(v) = \theta c^{down} a$. Then $v_{t_k}^{*,det}$ is the maximizer in (6.8) (with partial derivatives replaced by finite differences) and depends only on time and inventory level. In our numerical experiments the expected gain from the use of filtering was equal to 7.56% of the original $w_0 = 6000$. This shows that the additional complexity of using a filtering model may be worthwhile.

Remark 6.1 (*Comparison to Almgren and Chriss [1]*). It is interesting that the optimal liquidation rate $v_{t_k}^{*,det}$ is identical to the optimal rate in a geometric version of the well-known model of Almgren and Chriss [1], referred to as *geometric AC-model* in the sequel, see, e.g. Gatheral and Schied [26] and references therein. In particular, the performance comparison applies also to the case where the investor uses this classical model. In the geometric AC-model it is assumed that the bid price has dynamics

$$dS_t^v = \bar{\eta}^P(v_t) S_t^v dt + \sigma S_t^v dB_t, \tag{6.9}$$

for a Brownian motion B . By standard arguments the HJB equation for the value function V^{AC} of the optimal liquidation problem in the geometric AC-model is

$$\frac{\partial V^{AC}}{\partial t} - \rho V^{AC} + \sup_{v \in [0, v^{max}]} \left\{ s v(1 - c_f v^\zeta) - v \frac{\partial V^{AC}}{\partial w} - \bar{\eta}^P(v) s \frac{\partial V^{AC}}{\partial s} + \frac{1}{2} \sigma^2 s^2 \frac{\partial^2 V^{AC}}{\partial s^2} \right\} = 0.$$

Moreover, since V^{AC} is homogeneous in s , $V^{AC}(t, s, w) = s V^{',AC}(t, w)$. It follows that $\frac{\partial^2 V^{AC}}{\partial s^2} = 0$, and the HJB equation for $V^{',AC}$ reduces to (6.8). Hence the optimal liquidation rate in the geometric AC model and in the jump-model with deterministic compensator coincide. Note that the equivalence between the jump model and the geometric AC-model (6.9) holds only for the case where the compensator is deterministic: a model of the form (6.9) with drift driven by an unobservable Markov chain would lead to a diffusion equation for the filter and hence to a control problem for diffusion processes.

6.3. Model calibration

Finally we report the results of a small calibration study. We used a robust version of the EM algorithm to estimate the parameters of the bid price dynamics for the model specification from Example 2.3; see Damian et al. [20] for details on the methodology. First, in order to test the performance of the algorithm we ran a study with simulated data for two different parameter sets. In set 1 we use the parameters from Table 1; in set 2 we work with $c_1^{up} = c_2^{up} = c_1^{down} = c_2^{down} = 1000$, that is we consider a situation without Markov switching in

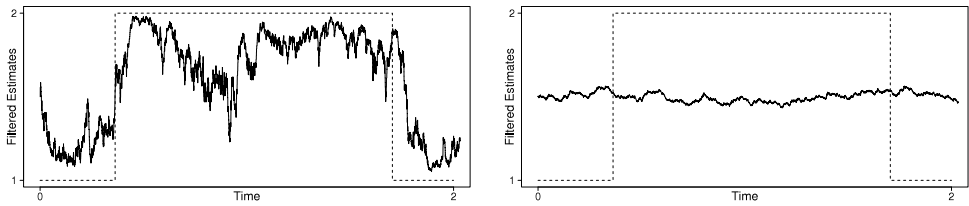


Fig. 4. A trajectory of the Markov chain Y (dashed) and of the corresponding filter \hat{Y} (straight line) computed using the parameter estimates from the EM algorithm as input. Left plot: results for parameter set 1 (with Markov switching); right plot: results for parameter set 2 (no Markov switching) In the graphs state e_1 (e_2) is represented by the value 1 (the value 2), and $\hat{Y}_t = \pi_t 1 + (1 - \pi_t) 2$. The estimated parameters for parameter set 1 are as follows: $\hat{c}_1^{up} = 993$; $\hat{c}_2^{up} = 875$; $\hat{c}_1^{down} = 842$; $\hat{c}_2^{down} = 960$. For parameter set 2 we obtained $\hat{c}_1^{up} = 940$; $\hat{c}_2^{up} = 941$; $\hat{c}_1^{down} = 945$; $\hat{c}_2^{down} = 957$.

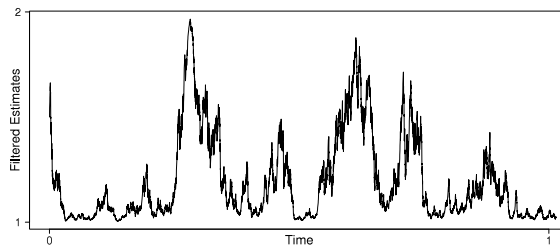


Fig. 5. Trajectory of \hat{Y} computed from the Google share price on 2012-06-21, sampled at a frequency of one second. (Data are from the LOBSTER database, see <https://lobsterdata.com>).

the true data-generating process. However, the EM algorithm allows for different parameters in the two states, so that parameter set 2 is a test, if the EM methodology points out spurious regime changes and trading opportunities which are not really in the data. The outcome of this exercise is presented in Fig. 4, where we plot the hidden trajectory of Y together with the filter estimate \hat{Y} generated from the simulated data using the estimated model parameters. We see that in the left plot the filter nicely picks up the regime change, in the right plot the estimate \hat{Y}_t is close to 1.5 throughout, that is the estimated model correctly indicates that there is no Markov switching in the data. Finally we applied the algorithm to bid price data from the share price of Google, sampled at a frequency of one second. The EM estimates are $\hat{c}_1^{up} = 2128$, $\hat{c}_2^{up} = 1751$, $\hat{c}_1^{down} = 1769$, $\hat{c}_2^{down} = 1888$, which shows the same qualitative behaviour as the values used in our simulation study. A trajectory of the ensuing filter is given in Fig. 5.

One would need an extensive empirical study to confirm and refine these results, but this is beyond the scope of the present paper.

Acknowledgements

The authors are grateful for useful suggestions from several anonymous referees and for the excellent research assistance by Camilla Damian. Support by the Vienna Science and Technology Fund (WWTF) through project MA14-031 is gratefully acknowledged. The work of K. Colaneri was partially supported by INdAM GNAMPA through projects UFMBAZ-2017/0000327 and UFMBAZ-2018/000349. A part of this article was written while K. Colaneri was affiliated with the Department of Economics, University of Perugia, Via A. Pascoli 20,

06123 Perugia, Italy and with the School of Mathematics, University of Leeds, LS2 9JT, Leeds, UK. M. Szölgyenyi is supported by the AXA Research Fund grant “Numerical Methods for Stochastic Differential Equations with Irregular Coefficients with Applications in Risk Theory and Mathematical Finance”. A part of this article was written while M. Szölgyenyi was affiliated with the Seminar for Applied Mathematics and the RiskLab Switzerland, ETH Zurich, Rämistrasse 101, 8092 Zurich, Switzerland and with the Institute of Statistics and Mathematics, Vienna University of Economics and Business, Welthandelsplatz 1, 1020 Vienna, Austria.

Declaration of competing interest

No author associated with this paper has disclosed any potential or pertinent conflicts which may be perceived to have impending conflict with this work. For full disclosure statements refer to <https://doi.org/10.1016/j.spa.2019.06.004>.

Appendix A. Setup and filtering: proofs and additional results

Lemma A.1. *Suppose that Assumption 2.1 holds. Fix $m > w_0/T$ and consider some \mathbb{F}^S -adapted strategy ν with values in $[0, m]$. Define*

$$C := 0 \vee \sup_{\mathbb{R}} \left\{ \int_{\mathbb{R}} (z^2 + 2z)\eta^{\mathbf{P}}(t, e, \nu, dz) : (t, e, \nu) \in [0, T] \times \mathcal{E} \times [0, m] \right\}.$$

Then $C < \infty$, $\mathbb{E}((S_t^\nu)^2) \leq S_0^2 e^{Ct}$, and $(\int_0^t S_{s-}^\nu dM_s^R)_{0 \leq t \leq T}$ is a true martingale.

Proof. To ease the notation we write S_t for S_t^ν . We begin with the bound on S_t^2 . First note that C is finite by Assumption 2.1. At a jump time T_n of R it holds that $S_{T_n} = S_{T_n-}(1 + \Delta R_{T_n})$ and therefore

$$S_{T_n}^2 - S_{T_n-}^2 = S_{T_n-}^2 \Delta R_{T_n}^2 + 2S_{T_n-}^2 \Delta R_{T_n}.$$

Hence $S_t^2 = S_0^2 + \int_0^t \int_{\mathbb{R}} S_{s-}^2 (z^2 + 2z)\mu^R(dz, ds)$ and we get

$$\begin{aligned} \mathbb{E}(S_t^2) &= S_0^2 + \mathbb{E} \left(\int_0^t \int_{\mathbb{R}} S_s^2 (z^2 + 2z)\eta^{\mathbf{P}}(s, Y_{s-}, \nu_{s-}, dz) ds \right) \\ &\leq S_0^2 + C \int_0^t \mathbb{E}(S_s^2) ds, \end{aligned}$$

so that $\mathbb{E}((S_t^\nu)^2) \leq S_0^2 e^{Ct}$ by the Gronwall inequality. To show that $\int_0^\cdot S_{s-} dM_s^R$ is a true martingale we show that this process has integrable quadratic variation. Since $[\int_0^\cdot S_{s-} dM_s^R]_t = \int_0^t \int_{\mathbb{R}} S_{s-}^2 z^2 \mu^R(dz, ds)$, we have

$$\mathbb{E} \left(\left[\int_0^\cdot S_{s-} dM_s^R \right]_t \right) = \mathbb{E} \left(\int_0^t \int_{\mathbb{R}} S_s^2 \int_{\mathbb{R}} z^2 \eta^{\mathbf{P}}(s, Y_{s-}, \nu_{s-}, dz) ds \right) \leq S_0^2 \tilde{C} \int_0^t e^{Cs} ds,$$

for every $t \in [0, T]$, where $\tilde{C} = \sup \{ \int_{\mathbb{R}} z^2 \eta^{\mathbf{P}}(t, e, \nu, dz) : t \in [0, T], e \in \mathcal{E}, \nu \in [0, m] \}$ is finite by Assumption 2.1. \square

Proof of Lemma 3.1. Conditions (2.8) and (2.9) imply that \tilde{Z} is a true martingale, see Protter and Shimbo [32]. Moreover, $\beta(t, Y_{t-}, \nu_{t-}, z) > -1$, since $(d\eta_t^{\mathbf{P}}(t, e_i, \nu; dz)/d\eta_t^{\mathbf{Q}}(dz))(z) > 0$ by assumption. This implies that $\tilde{Z}_T > 0$, and hence the equivalence of \mathbf{P} and \mathbf{Q} . The Girsanov

theorem for random measures (see [11, VIII, Theorem T10]) shows that under \mathbf{P} , $\mu^R(dt, dz)$ has the predictable compensator $(\beta(t, Y_{t-}, v_t, z) + 1)\eta_t^{\mathbf{Q}}(dz)dt$. By definition of β this is equal to $\eta^P(t, Y_{t-}, v_t, dz)dt$. Moreover, \tilde{Z} and Y are orthogonal, since R and Y have no common jumps, so that the law of Y is the same under \mathbf{P} and under \mathbf{Q} . \square

Proof of Theorem 3.2. Our derivation parallels the proof of [5, Theorem 3.24], which deals with the classical case where the observation process is a Brownian motion with drift. Recall that for a function $f: \mathcal{E} \rightarrow \mathbb{R}$ the semimartingale decomposition of $f(Y_t)$ is given by $f(Y_t) = f(Y_0) + \int_0^t \langle \mathbf{Qf}, Y_s \rangle ds + M_t^f$, where M^f is a true (\mathbb{F}, \mathbf{Q}) -martingale. Define the process $\tilde{Z}^\epsilon = (\tilde{Z}_t^\epsilon)_{0 \leq t \leq T}$ by

$$\tilde{Z}_t^\epsilon := \frac{\tilde{Z}_t}{1 + \epsilon \tilde{Z}_t},$$

and note that $\tilde{Z}_t^\epsilon < 1/\epsilon$ for every $t \in [0, T]$. Now we compute $\tilde{Z}^\epsilon f(Y)$. Notice that $[\tilde{Z}^\epsilon, Y]_t = 0$ for every $t \in [0, T]$, as R and Y have no common jumps. Hence, from Itô's product rule we get

$$\begin{aligned} d(\tilde{Z}^\epsilon f(Y_t)) &= \tilde{Z}_{t-}^\epsilon \langle \mathbf{Qf}, Y_t \rangle dt + \tilde{Z}_{t-}^\epsilon dM_t^f - f(Y_{t-}) \tilde{Z}_{t-}^\epsilon \int_{\mathbb{R}} \frac{\beta(t, Y_{t-}, v_{t-}, z)}{1 + \epsilon \tilde{Z}_{t-}^\epsilon} \eta_t^{\mathbf{Q}}(dz) dt \\ &\quad + f(Y_{t-}) \tilde{Z}_{t-}^\epsilon \int_{\mathbb{R}} \frac{\beta(t, Y_{t-}, v, z)}{1 + \epsilon \tilde{Z}_{t-}^\epsilon (1 + \beta(t, Y_{t-}, v_{t-}, z))} \mu^R(dt, dz). \end{aligned} \tag{A.1}$$

Next we show that $\mathbb{E}^{\mathbf{Q}} \left(\int_0^t \tilde{Z}_{s-}^\epsilon dM_s^f \mid \mathcal{F}_t^S \right) = 0$. By the definition of conditional expectation, this is equivalent to $\mathbb{E}^{\mathbf{Q}} \left(H \int_0^t \tilde{Z}_{s-}^\epsilon dM_s^f \right) = 0$ for every bounded, \mathcal{F}_t^S -measurable random variable H . Define an $(\mathbb{F}^S, \mathbf{Q})$ -martingale by $H_u = \mathbb{E}^{\mathbf{Q}} (H \mid \mathcal{F}_u^S)$, $0 \leq u \leq t \leq T$, and note that $H = H_t$. By the martingale representation theorem for random measures, see, e.g., [30, Ch. III, Theorem 4.37] or [11, Ch. VIII, Theorem T8], we get that there is a bounded \mathbb{F}^S -predictable random function ϕ such that

$$H_t = H_0 + \int_0^t \int_{\mathbb{R}} \phi(s, z) (\mu^R(ds, dz) - \eta^{\mathbf{Q}}(dz)ds), \quad 0 \leq t \leq T.$$

Now, applying the Itô product rule and using that $[M^f, H]_t = [Y, R]_t = 0$ for every $t \in [0, T]$, we obtain

$$H_t \int_0^t \tilde{Z}_{s-}^\epsilon dM_s^f = \int_0^t H_{s-} \tilde{Z}_{s-}^\epsilon dM_s^f + \int_0^t \int_{\mathbb{R}} \left(\int_0^s \tilde{Z}_{u-}^\epsilon dM_u^f \right) \phi(s, z) (\mu^R(ds, dz) - \eta^{\mathbf{Q}}(dz)ds).$$

Both integrals on the right hand side of the above representation are martingales. This follows from the finite-state property of the Markov chain Y and the boundedness of \tilde{Z}^ϵ and H . Hence, taking the expectation we get that $\mathbb{E}^{\mathbf{Q}} \left(H \int_0^t \tilde{Z}_{s-}^\epsilon dM_s^f \right) = 0$ as claimed.

Now note that for $t \in [0, T]$ and a generic integrable \mathcal{F}_t -measurable random variable U it holds that

$$\mathbb{E}^{\mathbf{Q}} (U \mid \mathcal{F}_t^S) = \mathbb{E}^{\mathbf{Q}} (U \mid \mathcal{F}_T^S); \tag{A.2}$$

this can be shown with similar arguments as in [5, Proposition 3.15]. Taking the conditional expectation from (A.1) and applying (A.2) and Fubini Theorem we get for every $t \in [0, T]$,

$$\mathbb{E}^{\mathbf{Q}} (\tilde{Z}_t^\epsilon f(Y_t) \mid \mathcal{F}_t^S) = \frac{\pi_0(f)}{1 + \epsilon} + \int_0^t \mathbb{E}^{\mathbf{Q}} (\tilde{Z}_{s-}^\epsilon \langle \mathbf{Qf}, Y_s \rangle \mid \mathcal{F}_T^S) ds$$

$$\begin{aligned}
 & + \int_0^t \int_{\mathbb{R}} \mathbb{E}^{\mathbf{Q}} \left(f(Y_{s^-}) \tilde{Z}_{s^-}^\epsilon \frac{\beta(s, Y_{s^-}, \nu_{s^-}, z)}{1 + \epsilon \tilde{Z}_{s^-} (1 + \beta(s, Y_{s^-}, \nu_{s^-}, z))} \mid \mathcal{F}_T^S \right) \mu^R(ds, dz) \\
 & - \int_0^t \int_{\mathbb{R}} \mathbb{E}^{\mathbf{Q}} \left(f(Y_{s^-}) \tilde{Z}_{s^-}^\epsilon \frac{\beta(s, Y_{s^-}, \nu_{s^-}, z)}{1 + \epsilon \tilde{Z}_{s^-}} \mid \mathcal{F}_T^S \right) \eta_s^{\mathbf{Q}}(dz) ds.
 \end{aligned} \tag{A.3}$$

Note that, for every $t \in [0, T]$, $\tilde{Z}_t^\epsilon < \tilde{Z}_t$ and that \tilde{Z}_t is integrable. Since β is bounded by assumption, by dominated convergence we get the following three limits

$$\begin{aligned}
 \lim_{\epsilon \rightarrow 0} \mathbb{E}^{\mathbf{Q}} \left(\tilde{Z}_t^\epsilon f(Y_t) \mid \mathcal{F}_t^S \right) & = \mathbb{E}^{\mathbf{Q}} \left(\tilde{Z}_t f(Y_t) \mid \mathcal{F}_t^S \right), \\
 \lim_{\epsilon \rightarrow 0} \int_0^t \mathbb{E}^{\mathbf{Q}} \left(\tilde{Z}_{s^-}^\epsilon \langle Q\mathbf{f}, Y_s \rangle \mid \mathcal{F}_T^S \right) ds & = \int_0^t \mathbb{E}^{\mathbf{Q}} \left(\tilde{Z}_{s^-} \langle Q\mathbf{f}, Y_s \rangle \mid \mathcal{F}_T^S \right) ds, \\
 \lim_{\epsilon \rightarrow 0} \int_0^t \int_{\mathbb{R}} \mathbb{E}^{\mathbf{Q}} \left(f(Y_{s^-}) \tilde{Z}_{s^-}^\epsilon \frac{\beta(s, Y_{s^-}, \nu_{s^-}, z)}{1 + \epsilon \tilde{Z}_{s^-}} \mid \mathcal{F}_T^S \right) \eta_s^{\mathbf{Q}}(dz) ds \\
 & = \int_{\mathbb{R}} \mathbb{E}^{\mathbf{Q}} \left(f(Y_{s^-}) \tilde{Z}_{s^-} \beta(s, Y_{s^-}, \nu_{s^-}, z) \mid \mathcal{F}_T^S \right) \eta_s^{\mathbf{Q}}(dz) ds.
 \end{aligned}$$

Finally we consider the integral with respect to $\mu^R(ds, dz)$ in (A.3). Let $\{T_n, Z_n\}$ be the sequence of jump times and the corresponding jump sizes of the process R . Denote by $n(t)$ the number of jumps up to time t , so that $T_{n(t)}$ is the last jump time before t . Then

$$\begin{aligned}
 \lim_{\epsilon \rightarrow 0} \int_0^t \int_{\mathbb{R}} \mathbb{E}^{\mathbf{Q}} \left(f(Y_{s^-}) \tilde{Z}_{s^-}^\epsilon \frac{\beta(s, Y_{s^-}, \nu_{s^-}, z)}{1 + \epsilon \tilde{Z}_{s^-} (1 + \beta(s, Y_{s^-}, \nu_{s^-}, z))} \mid \mathcal{F}_T^S \right) \mu^R(ds, dz) \\
 & = \lim_{\epsilon \rightarrow 0} \sum_{n=1}^{n(t)} \mathbb{E}^{\mathbf{Q}} \left(f(Y_{T_n^-}) \tilde{Z}_{T_n^-}^\epsilon \frac{\beta(T_n, Y_{T_n^-}, \nu_{T_n^-}, \Delta R_{T_n})}{1 + \epsilon \tilde{Z}_{T_n^-} (1 + \beta(T_n, Y_{T_n^-}, \nu_{T_n^-}, \Delta R_{T_n}))} \mid \mathcal{F}_T^S \right) \\
 & = \sum_{n=1}^{n(t)} \mathbb{E}^{\mathbf{Q}} \left(f(Y_{T_n^-}) \tilde{Z}_{T_n^-} \beta(T_n, Y_{T_n^-}, \nu_{T_n^-}, \Delta R_{T_n}) \mid \mathcal{F}_T^S \right) \\
 & = \int_0^t \int_{\mathbb{R}} \mathbb{E}^{\mathbf{Q}} \left(f(Y_{s^-}) \tilde{Z}_{s^-} \beta(s, Y_{s^-}, \nu_{s^-}, z) \mid \mathcal{F}_T^S \right) \mu^R(ds, dz).
 \end{aligned}$$

Assembling the previous results we obtain

$$\begin{aligned}
 \mathbb{E}^{\mathbf{Q}} \left(\tilde{Z}_t f(Y_t) \mid \mathcal{F}_T^S \right) & = \pi_0(f) + \int_0^t \mathbb{E}^{\mathbf{Q}} \left(\tilde{Z}_{s^-} \langle Q\mathbf{f}, Y_s \rangle \mid \mathcal{F}_T^S \right) ds \\
 & + \int_0^t \int_{\mathbb{R}} \mathbb{E}^{\mathbf{Q}} \left(f(Y_{s^-}) \tilde{Z}_{s^-} \beta(s, Y_{s^-}, \nu_{s^-}, z) \mid \mathcal{F}_T^S \right) (\mu^R(ds, dz) - \eta_s^{\mathbf{Q}}(dz)),
 \end{aligned}$$

and hence the claim of the theorem follows from (A.2). \square

Appendix B. Optimization via MDMs: proofs and additional results

Proof of Lemma 4.1. To establish the claim we show that the first derivatives of the vector field g are bounded, uniformly in ν . The components of $\frac{\partial g}{\partial w}$ and $\frac{\partial g}{\partial s}$ are all 0, and, using Assumption 2.1, the nonzero components of $\frac{\partial g}{\partial \pi^i}$, $i = 1, \dots, K$, can be estimated as follows. For $i \neq k$,

$$\left| \frac{\partial g^{k+3}}{\partial \pi^i} \right| = \left| q^{ik} - \pi^k \int_{\mathbb{R}} u^k(t, \nu, \pi, z) \eta^{\mathbf{P}}(t, e_i, \nu, dz) \right|$$

$$\begin{aligned} & \left| -\pi^k \sum_{j=1}^K \pi^j \int_{\mathbb{R}} \frac{\partial u^k(t, v, \pi, z)}{\partial \pi^i} \eta^{\mathbf{P}}(t, e_j, v, dz) \right| \\ & < \max_{i,k} q^{ik} + \pi^k \int_{\mathbb{R}} u^k(t, v, \pi, z) \eta^{\mathbf{P}}(t, e_i, v, dz) \\ & + \pi^k \sum_{j=1}^K \pi^j \int_{\mathbb{R}} \frac{d\eta^{\mathbf{P}}(t, e_i, v)/d\eta_t^{\mathbf{Q}}(z) d\eta^{\mathbf{P}}(t, e_k, v)/d\eta_t^{\mathbf{Q}}(z)}{\left(\sum_{l=1}^K \pi^l d\eta^{\mathbf{P}}(t, e_l, v)/d\eta_t^{\mathbf{Q}}(z)\right)^2} \eta^{\mathbf{P}}(t, e_j, v, dz), \end{aligned}$$

and this is smaller than $\max_{i,k} q^{ik} + (M^4 + M^2)\lambda^{\max}$. For $i = k$ we get

$$\begin{aligned} \left| \frac{\partial g^{i+3}}{\partial \pi^i} \right| &= \left| q^{ii} - 2\pi^i \int_{\mathbb{R}} u^i(t, v, \pi, z) \eta^{\mathbf{P}}(t, e_i, v, dz) \right. \\ & \quad \left. - \sum_{j \neq i} \pi^j \int_{\mathbb{R}} u^i(t, v, \pi, z) \eta^{\mathbf{P}}(t, e_j, v, dz) \right. \\ & \quad \left. - \pi^i \sum_{j=1}^K \pi^j \int_{\mathbb{R}} \frac{\partial u^i(t, v, \pi, z)}{\partial \pi^i} \eta^{\mathbf{P}}(t, e_j, v, dz) \right| \\ & < \max_i q^{ii} (M^4 + 3M^2)\lambda^{\max}. \quad \square \end{aligned}$$

Proof of Lemma 4.6. First we estimate the reward function introduced in (4.3). Since $f \geq 0$, $e^{-\rho t} \leq 1$, and $h(w) \leq w$, we get that $r(\tilde{x}, \alpha) \leq s \int_0^{\tau^\varphi} e^{-\Lambda_u^\alpha} \alpha_u du + s e^{-\Lambda_{\tau^\varphi}^\alpha} w_{\tau^\varphi}^\alpha$. Partial integration gives

$$\int_0^{\tau^\varphi} e^{-\Lambda_u^\alpha} \alpha_u du = [-w_u^\alpha e^{-\Lambda_u^\alpha}]_0^{\tau^\varphi} - \int_0^{\tau^\varphi} \lambda_u^\alpha e^{-\Lambda_u^\alpha} w_u^\alpha du \leq w - e^{-\Lambda_{\tau^\varphi}^\alpha} w_{\tau^\varphi}^\alpha,$$

and hence $r(\tilde{x}, \alpha) \leq sw$. Next we estimate $Q_L b(\tilde{x}, \alpha)$. Recall the definition of $\bar{\eta}^{\mathbf{P}}$ from (2.6) and let $c_\eta := \sup\{\bar{\eta}^{\mathbf{P}}(t, e, 0) : (t, e) \in [0, T] \times \mathcal{E}\}$. It holds that

$$\begin{aligned} Q_L b(\tilde{x}, \alpha) &= \int_0^{\tau^\varphi} e^{\gamma(T-(u+t))} e^{-\Lambda_u^\alpha} \sum_{j=1}^K \pi_j s w_u^\alpha (1 + \bar{\eta}^{\mathbf{P}}(t+u, e_j, \alpha_u)) du \\ &\leq s w e^{\gamma(T-t)} c_\eta \int_0^{\tau^\varphi} e^{-\gamma u} du, \end{aligned}$$

where we have used that $w_u^\alpha \leq w$ and $e^{-\Lambda_u^\alpha} < 1$. The last term is bounded by $b(\tilde{x}) \frac{c_\eta}{\gamma}$, and the MDM is contracting for $\gamma > c_\eta$. \square

The following lemma is needed in the proof of Proposition 4.8.

Lemma B.1. Consider a function $v \in \mathcal{C}_b$. Then the mapping $(\tilde{x}, v) \mapsto \bar{Q}v(\tilde{x}, v)$ is continuous on $\tilde{\mathcal{X}} \times [0, v^{\max}]$.

Proof. It suffices to show that for $j = 1, \dots, K$ the mapping

$$(t, w, s, \pi, v) \mapsto \int_{\mathbb{R}} v(t, s(1+z), \pi^1(1+u^1(t, v, \pi, z)), \dots, \pi^K(1+u^K(t, v, \pi, z)))$$

$$\times \eta^j(t, v, dz)$$

is continuous on $\tilde{\mathcal{X}} \times [0, v^{\max}]$, where $\eta^j(t, v, dz) := \eta(t, e_j, v, dz)$. Consider a sequence with elements $(t_n, v_n, \pi_n) \xrightarrow{n \rightarrow \infty} (t, v, \pi)$. Note that, for sufficiently large n , the set $\{s^n(1+z) : z \in \text{supp}(\eta)\}$ is contained in a compact subset $[\underline{s}, \bar{s}] \subset (0, \infty)$. Moreover, v is uniformly continuous on the compact set $[0, T] \times [0, w_0] \times [\underline{s}, \bar{s}] \times \mathcal{S}^K \times [0, v^{\max}]$. Then, Assumption 4.7-(2) implies that the sequence $\{v^n\}$ with

$$v^n(z) := v(t_n, s_n(1+z), \pi_n^1(1+u^1(t_n, v_n, \pi_n, z)), \dots, \pi_n^K(1+u_n^K(t_n, v_n, \pi_n, z)))$$

converges uniformly in $z \in \text{supp}(\eta)$ to $v(z) := v(t, s, \pi, v, z)$. Hence the following estimate holds:

$$\begin{aligned} & \left| \int_{\text{supp}(\eta)} v^n(z) \eta^j(t_n, v_n, dz) - \int_{\text{supp}(\eta)} v(z) \eta^j(t, v, dz) \right| \\ & \leq \int_{\text{supp}(\eta)} |v^n(z) - v(z)| \eta^j(t_n, v_n, dz) + \left| \int_{\text{supp}(\eta)} v(z) \eta^j(t_n, v_n, dz) \right. \\ & \quad \left. - \int_{\text{supp}(\eta)} v(z) \eta^j(t, v, dz) \right|. \end{aligned} \tag{B.1}$$

Finally, the first term in (B.1) can be estimated by $\lambda^{\max} \sup\{|v^n(z) - v(z)| : z \in \text{supp}(\eta)\}$, which converges to zero as v^n converges to v uniformly; the second term in (B.1) converges to zero by Assumption 4.7-(1) (continuity of the mapping $(t, v) \mapsto \eta^j(t, v, dz)$ in the weak topology). \square

Appendix C. Convergence of the finite difference approximation

Barles and Souganidis [7] introduced conditions under which a numerical scheme converges to the viscosity solution of an HJB equation. These conditions are *consistency*, which means that the difference operators converge to the differential operators, *stability*, that is the finite difference operator stays bounded as the time and space steps converge to zero, and *monotonicity*, which means that the mapping $V_{t_k} \mapsto V_{t_{k+1}}$ from (6.2) is monotone. Moreover, a comparison principle for the limiting HJB equation needs to hold.

In the sequel we present the discretization scheme for Example 2.3, treated numerically in Section 6, and verify the above conditions. For the discretization of the differential operators we use the standard difference scheme as stated in Fleming and Soner [24, Chapter IX]. In order to satisfy the monotonicity condition we need to discretize the first order terms appropriately by using an upwinding scheme: depending on the sign of the coefficient, we use a forward or a backward difference operator. In Example 2.3 the integral w.r.t. $\eta^{\mathbf{P}}$ reduces to a sum, which is evaluated by interpolation between the grid points.

It is easier to verify convergence conditions from Barles and Souganidis [7], Dang and Forsyth [21] for the HJB equation that includes s as a state variable than the reduced one. Convergence for the reduced equation follows by using homogeneity of V in s .

Let m_1, m_2 be the step-sizes in w, π^1 -direction. In our computations we choose $m_1 = 10$ and $m_2 = 1/20$. For fixed time point t_k we determine the control $v = v_{t_k}^*(s, w, \pi)$ by maximizing H , see (6.1). The discretized version of the HJB equation is

$$\begin{aligned} V(t_{k+1}, s, w, \pi^1) &= V(t_k, s, w, \pi^1) + (t_{k+1} - t_k) \left[-\zeta_1(t_k, w, \pi^1) V(t_k, s, w, \pi^1) \right. \\ & \quad \left. + \zeta_2(t_k, w, \pi^1) V(t_k, s, w - m_1, \pi^1) \right. \\ & \quad \left. + \frac{1}{2} (\zeta_3(t_k, w, \pi^1) + |\zeta_3(t_k, w, \pi^1)|) V(t_k, s, w, \pi^1 + m_2) \right] \end{aligned}$$

$$\begin{aligned}
 & + \frac{1}{2}(\zeta_3(t_k, w, \pi^1) - |\zeta_3(t_k, w, \pi^1)|)V(t_k, s, w, \pi^1 - m_2) \\
 & + \lambda_1(t_k, w, \pi^1)V\left(t_k, s(1 - \theta), w, \frac{\pi^1 c_1^{\text{down}}}{\pi^1 c_1^{\text{down}} + (1 - \pi^1)c_2^{\text{down}}}\right) \\
 & + \lambda_2(t_k, w, \pi^1)V\left(t_k, s(1 + \theta), w, \frac{\pi^1 c_1^{\text{up}}}{\pi^1 c_1^{\text{up}} + (1 - \pi^1)c_2^{\text{up}}}\right) \Big] \\
 & + (t_{k+1} - t_k)(v - c_f \zeta v^{s+1})s, \tag{C.1}
 \end{aligned}$$

where

$$\begin{aligned}
 \zeta_2(t_k, w, \pi^1) &= \frac{\nu}{m_1}, \\
 \zeta_3(t_k, w, \pi^1) &= (\pi^1 q^{11} + (1 - \pi^1)q^{21}) - \pi^1(1 - \pi^1) \\
 &\quad \times \left((1 + av_{t_k}^*(w, \pi^1))(c_1^{\text{down}} - c_2^{\text{down}}) + c_1^{\text{up}} - c_2^{\text{up}} \right), \\
 \lambda_1(t_k, w, \pi^1) &= (\pi^1 c_1^{\text{down}} + (1 - \pi^1)c_2^{\text{down}})(1 + av), \\
 \lambda_2(t_k, w, \pi^1) &= (\pi^1 c_1^{\text{up}} + (1 - \pi^1)c_2^{\text{up}}), \\
 \zeta_1(t_k, w, \pi^1) &= \rho + \zeta_2(t_k, w, \pi^1) + |\zeta_3(t_k, w, \pi^1)| + \lambda_1(t_k, w, \pi^1) + \lambda_2(t_k, w, \pi^1).
 \end{aligned}$$

On the active boundary we set $V = h$. Due to the use of an unwinding scheme, on the non-active part of the boundary the solution to (C.1) is determined endogenously, i.e. by the values of V in the interior of the state space. Note that this is in line with the formulation of the boundary conditions for the limiting equation in Definition 5.2.

By construction this scheme is consistent. In order to get stability we need to choose the time step sufficiently small, namely $t_{k+1} - t_k \leq 1/\zeta_1(t_k, w, \pi^1)$. Monotonicity requires positivity of the coefficients of the difference operators and suitable quadrature weights for the integral term (for the latter see Dang and Forsyth [21]). In our context, this holds since $\zeta_2, \lambda_1, \lambda_2$ are positive, and the coefficients of $V(t_k, s, w, \pi^1 + m_2), V(t_k, s, w, \pi^1 - m_2)$ are positive by construction (the construction we used is an easy implementable way of decomposing the coefficient ζ_3 into its positive and its negative part). Hence, ζ_1 is also positive. Since we also showed in Theorem 5.3 that the comparison principle holds and that the value function is the unique viscosity solution to our HJB equation, we get convergence of the proposed scheme to the value function.

References

- [1] R. Almgren, N. Chriss, Optimal execution of portfolio transactions, *J. Risk* 3 (2001) 5–40.
- [2] R. Almgren, C. Thum, E. Hauptmann, H. Li, Direct estimation of equity market impact, *Risk* 18 (5752) (2005) 10.
- [3] A. Almudevar, A dynamic programming algorithm for the optimal control of piecewise deterministic Markov processes, *SIAM J. Control Optim.* 40 (2) (2001) 525–539.
- [4] T.G. Andersen, Return volatility and trading volume: An information flow interpretation of stochastic volatility, *J. Finance* 51 (1) (1996) 169–204.
- [5] A. Bain, D. Crisan, *Fundamentals of Stochastic Filtering*, Vol. 3, Springer, 2009.
- [6] G. Barles, *Solutions de Viscosité des Equations de Hamilton–Jacobi*, Springer Verlag, 1994.
- [7] G. Barles, P.E. Souganidis, Convergence of approximation schemes for fully nonlinear second order equations, *Asymptot. Anal.* 4 (1991) 271–283.
- [8] N. Bäuerle, U. Rieder, MDP algorithms for portfolio optimization problems in pure jump markets, *Finance Stoch.* 13 (4) (2009) 591–611.
- [9] N. Bäuerle, U. Rieder, *Markov Decision Processes with Applications to Finance*, Springer Science & Business Media, 2011.

- [10] D. Bertsimas, A.W. Lo, Optimal control of execution costs, *J. Financial Mark.* 1 (1) (1998) 1–50.
- [11] P. Brémaud, *Point Processes and Queues: Martingale Dynamics*, in: Springer Series in Statistics, Springer-Verlag, New York Heidelberg Berlin, 1981.
- [12] A. Cartea, S. Jaimungal, Modelling asset prices for algorithmic and high frequency trading, *Appl. Math. Finance* 20 (6) (2013) 512–547.
- [13] Á. Cartea, S. Jaimungal, J. Penalva, *Algorithmic and High-Frequency Trading*, Cambridge University Press, 2015.
- [14] P. Casgrain, S. Jaimungal, Trading algorithms with learning in latent alpha models, *Math. Finance* 29 (2019) 735–772.
- [15] C. Ceci, K. Colaneri, Nonlinear filtering for jump diffusion observations, *Adv. Appl. Probab.* 44 (3) (2012) 678–701.
- [16] C. Ceci, K. Colaneri, The Zakai equation of nonlinear filtering for jump-diffusion observation: existence and uniqueness, *Appl. Math. Optim.* 69 (1) (2014) 47–82.
- [17] R. Cont, Statistical modeling of high-frequency financial data, *IEEE Signal Process. Mag.* 28 (5) (2011) 16–25.
- [18] O.L. Costa, F. Dufour, *Continuous Average Control of Piecewise Deterministic Markov Processes*, Springer, 2013.
- [19] J. Cvitanic, B. Rozovskii, I. Zaliapin, Numerical estimation of volatility values from discretely observed diffusion data, *J. Comput. Finance* 9 (4) (2006) 1.
- [20] C. Damian, Z. Eksi, R. Frey, EM algorithm for Markov chains observed via Gaussian noise and point process information: Theory and numerical experiments, *Stat. Risk Model.* 35 (2018) 51–72.
- [21] D.M. Dang, P.A. Forsyth, Continuous time mean-variance optimal portfolio allocation under jump diffusion: A numerical impulse control approach, *Numer. Methods Partial Differential Equations* 30 (2014) 664–698.
- [22] M.H.A. Davis, *Markov Models & Optimization*, Vol. 49, CRC Press, 1993.
- [23] Mark H.A. Davis, M. Farid, Piecewise-deterministic processes and viscosity solutions, in: *Stochastic Analysis, Control, Optimization and Applications*, Springer, 1999, pp. 249–268.
- [24] W.H. Fleming, H.M. Soner, *Controlled Markov Processes and Viscosity Solutions*, second ed., Springer, New York, 2006.
- [25] R. Frey, T. Schmidt, Pricing and hedging of credit derivatives via the innovation approach to nonlinear filtering, *Finance Stoch.* 16 (1) (2012) 105–133.
- [26] J. Gatheral, A. Schied, Optimal trade execution under geometric Brownian motion in the Almgren and Chriss framework, *Int. J. Theor. Appl. Finance* 14 (03) (2011) 353–368.
- [27] J. Gatheral, A. Schied, Dynamical models of market impact and algorithms for order execution, in: J.P. Jean-Pierre Fouque, J.A. Langsam (Eds.), *Handbook on Systemic Risk*, 2013, pp. 579–599.
- [28] X. Guo, M. Zervos, Optimal execution with multiplicative price impact, *SIAM J. Financial Math.* 6 (1) (2015) 281–306.
- [29] H. He, H. Mamaysky, Dynamic trading policies with price impact, *J. Econom. Dynam. Control* 29 (5) (2005) 891–930.
- [30] J. Jacod, A.N. Shiryaev, *Limit Theorems for Stochastic Processes*, second ed., Springer, 2003.
- [31] C.A. Lehalle, O. Mounjid, M. Rosenbaum, Optimal liquidity-based trading tactics. arXiv preprint arXiv:1803.05690, 2018.
- [32] P. Protter, K. Shimbo, No arbitrage and general semimartingales, in: *Markov Processes and Related Topics: A Festschrift for Thomas G. Kurtz*, Vol. 4, 2008, pp. 267–283.
- [33] A. Schied, Robust strategies for optimal order execution in the Almgren–Chriss framework, *Appl. Math. Finance* 20 (3) (2013) 264–286.
- [34] A. Schied, T. Schöneborn, Risk aversion and the dynamics of optimal liquidation strategies in illiquid markets, *Finance Stoch.* 13 (2) (2009) 181–204.