

2024 Masters in Management

Fact file | WU Vienna



THE DATA CONTAINED HEREIN IS RELEASED UNDER EMBARGO AND MAY NOT BE RE-PUBLISHED OR REFERENCED WHOLE UNTIL 4TH OCTOBER, 10:00 GMT

Contents

Edition Overview	1
Methodology	2
Rankings Scoresheet	3
Global Score Summary	4
Global Rank Summary	5

Edition Overview

Welcome!

WU Vienna, Austria

The 2024 Business Masters Suite of Rankings includes 771 Business Masters programs. This year's competitive fact-file once again provides participating programs a glimpse at the global landscape for these degrees. Not only does it explain how your final ranking position was determined, it also shares a host of additional insights reported by you and your peers during the information collection process. This combination hopefully adds depth and breadth to our industry's collective market understanding and empowers you to make more informed decisions as you position your programs in an increasingly complex world.

Thanks for your participation. If you have questions on this report or have ideas for us to further improve the ranking, please feel free to submit a ticket at <https://support.qs.com/hc/requests/new>.

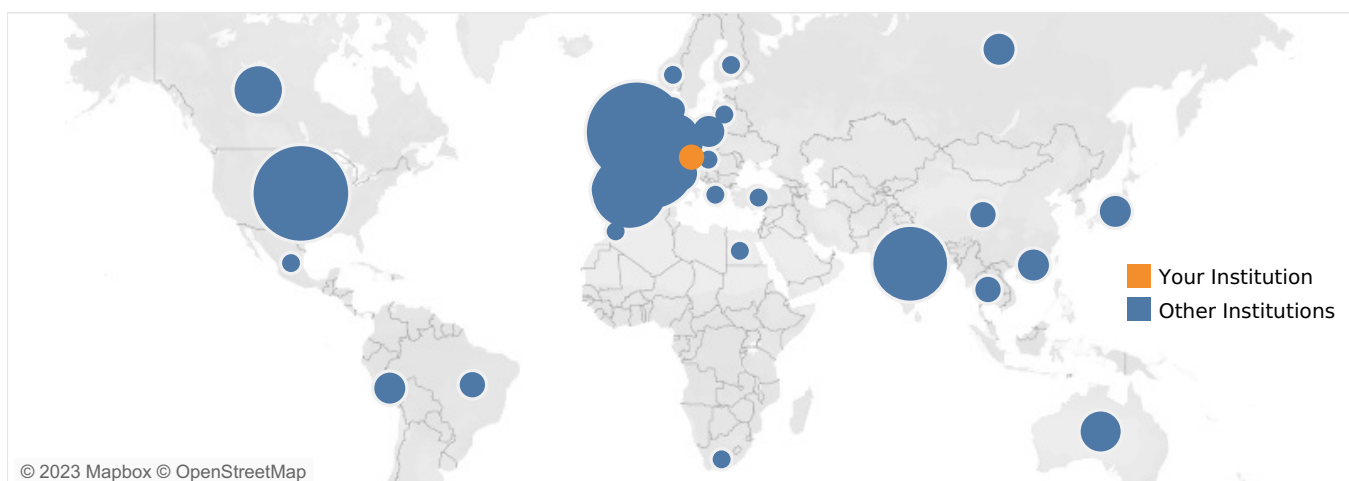
61,005
Employer Nominations

48,166
Academic Nominations

203
Considered Programs

35
Locations Covered

Distribution of Masters in Management Programs



Methodology: Performance Lenses and Weightings

Employability Employability (35%): Employer Reputation Index (30%) is an employability metric based on responses from tens of thousands of global employers over the last five years. Employment rate of recent graduates (5%) is the percentage of graduates whose accepted job offers three months post graduation. **35.0%**

Thought Leadership Thought Leadership (20%): Academic Reputation Index (15%) is an academic metric based on responses from over 200,000 academics in 60 countries around the world. Research Impact (2.5%) measures faculty productivity in specific academic fields as tracked by SCOPUS data. PhD Faculty (2.5%) is the percentage of the Business School Faculty with PhDs. **20.0%**

Value for Money Value for Money (20%): 10 Year ROI (15%) is a measure of average return on investment for specific business schools based on factors such as tuition levels, opportunity costs, salary growth, and expected career progression. Payback Month (5%) is the time it would take for the graduate to pay back their investment. **20.0%**

Alumni Outcomes Alumni Outcomes (15%) is the QS Alumni Outcomes Index that looks at the schools and universities associated with thousands of successful alumni (CEO's, entrepreneurs, influencers). **15.0%**

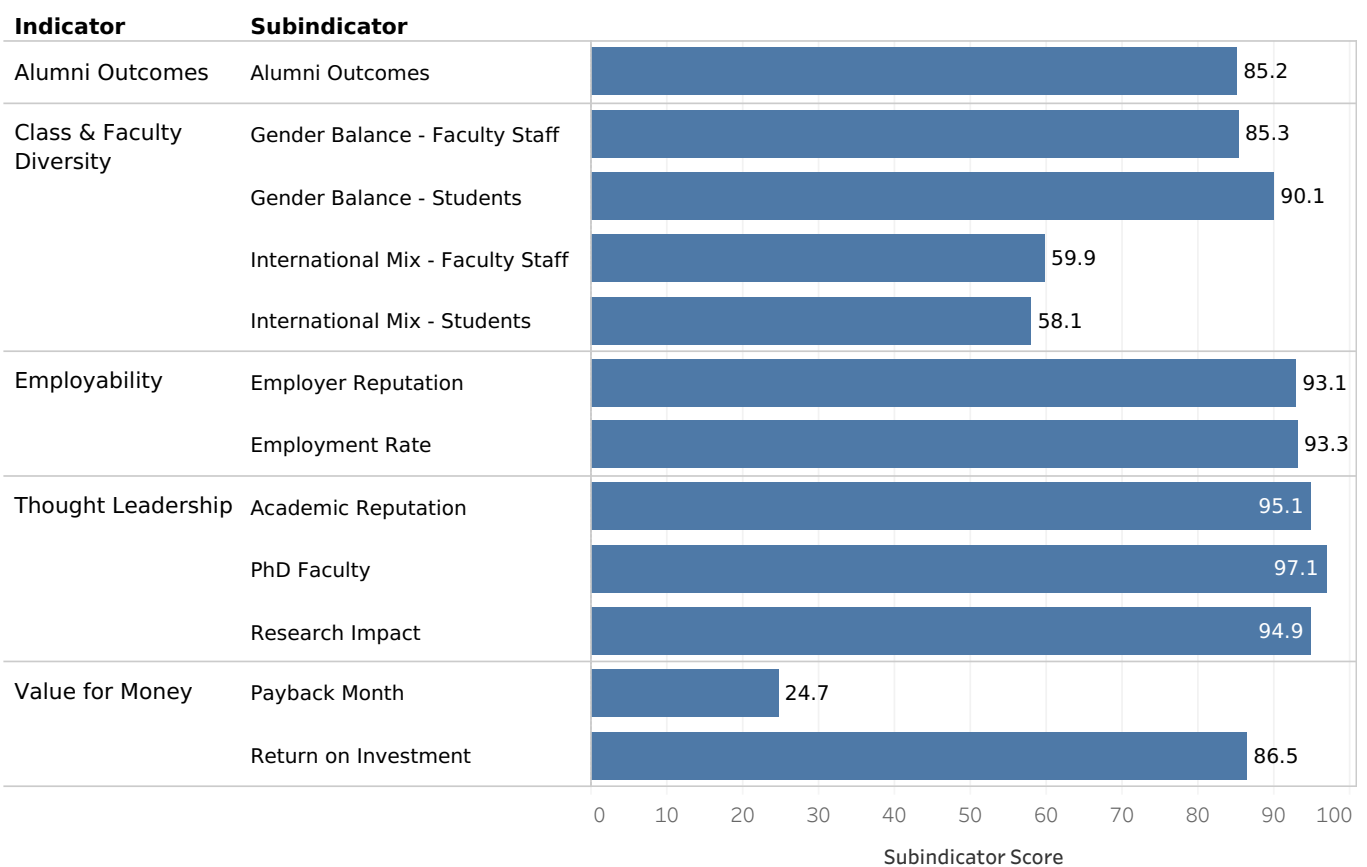
Class & Faculty Diversity Class & Faculty Diversity (10%): Gender Balance - Students (2.5%) is the percentage of the class who are women. Gender Balance - Faculty (2.5%) is the percentage of the Business School Faculty who are women. International Mix - Number of Nationalities (2.5%) is the number of nationalities in the classroom. International Mix - Faculty (2.5%) is the percentage of the Business School Faculty who are international. **10.0%**

Your 2024 QS Ranking Scoresheet

Indicator Score

Indicator	Subindicator	Weight	Subindicator Score	Subindicator Points
Alumni Outcomes	Alumni Outcomes	15.0%	85.2	12.8
Class & Faculty Diversity	Gender Balance - Faculty Staff	2.5%	85.3	2.1
	Gender Balance - Students	2.5%	90.1	2.3
	International Mix - Faculty Staff	2.5%	59.9	1.5
	International Mix - Students	2.5%	58.1	1.5
Employability	Employer Reputation	30.0%	93.1	27.9
	Employment Rate	5.0%	93.3	4.7
Thought Leadership	Academic Reputation	15.0%	95.1	14.3
	PhD Faculty	2.5%	97.1	2.4
	Research Impact	2.5%	94.9	2.4
Value for Money	Payback Month	5.0%	24.7	1.2
	Return on Investment	15.0%	86.5	13.0

Subindicator Scores (0-100)

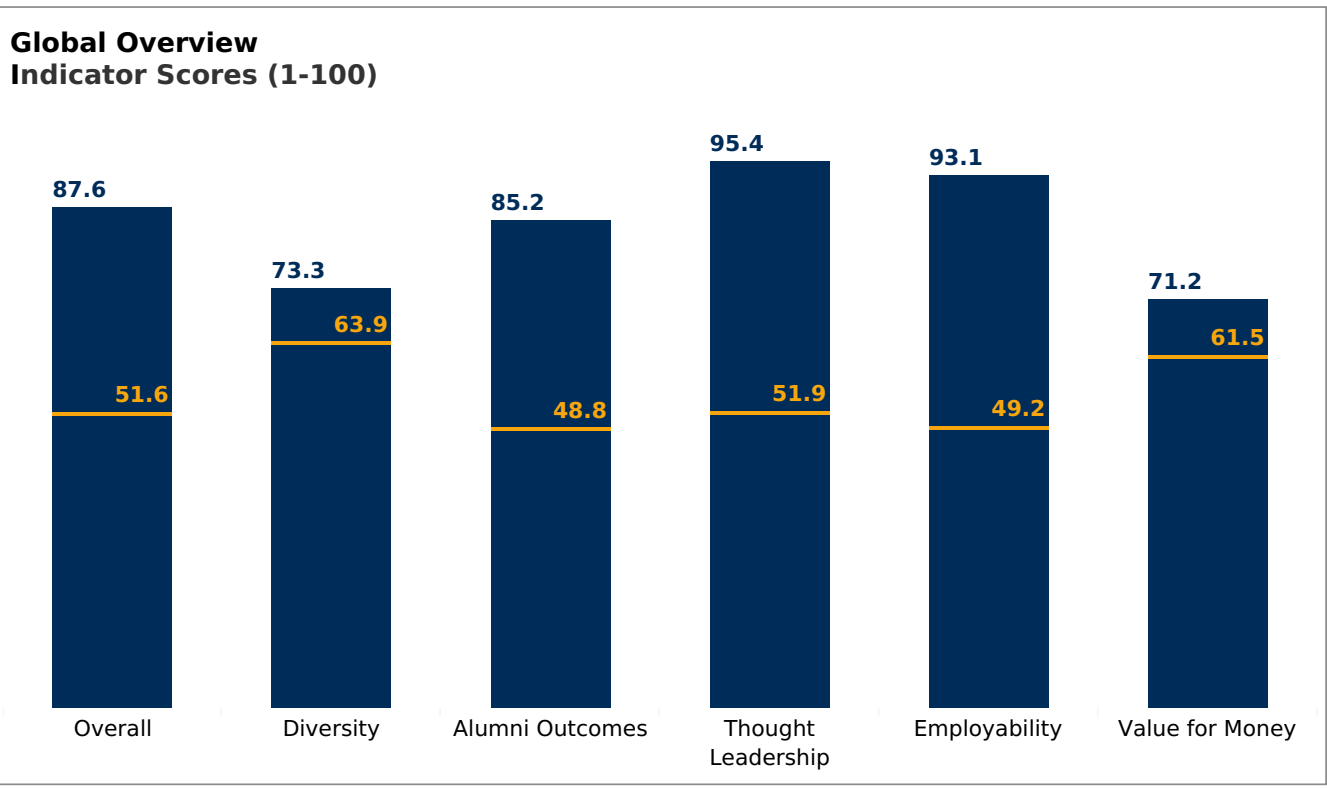
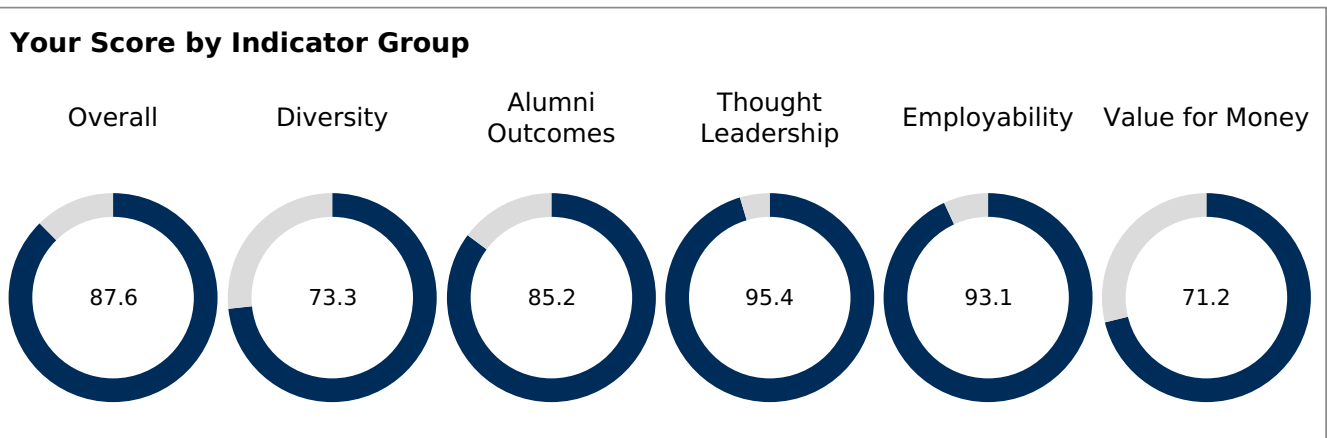


Global Summary

2024 Edition

Out of **203** Masters in Management programs from around the world, **WU Vienna** earned a rank of **10** overall by scoring **87.6** out of 100 points

In the **2024** edition, WU Vienna performed amongst the top **4.9%** globally



■ Global Average ■ Your Institution

Global Summary

2024 Edition

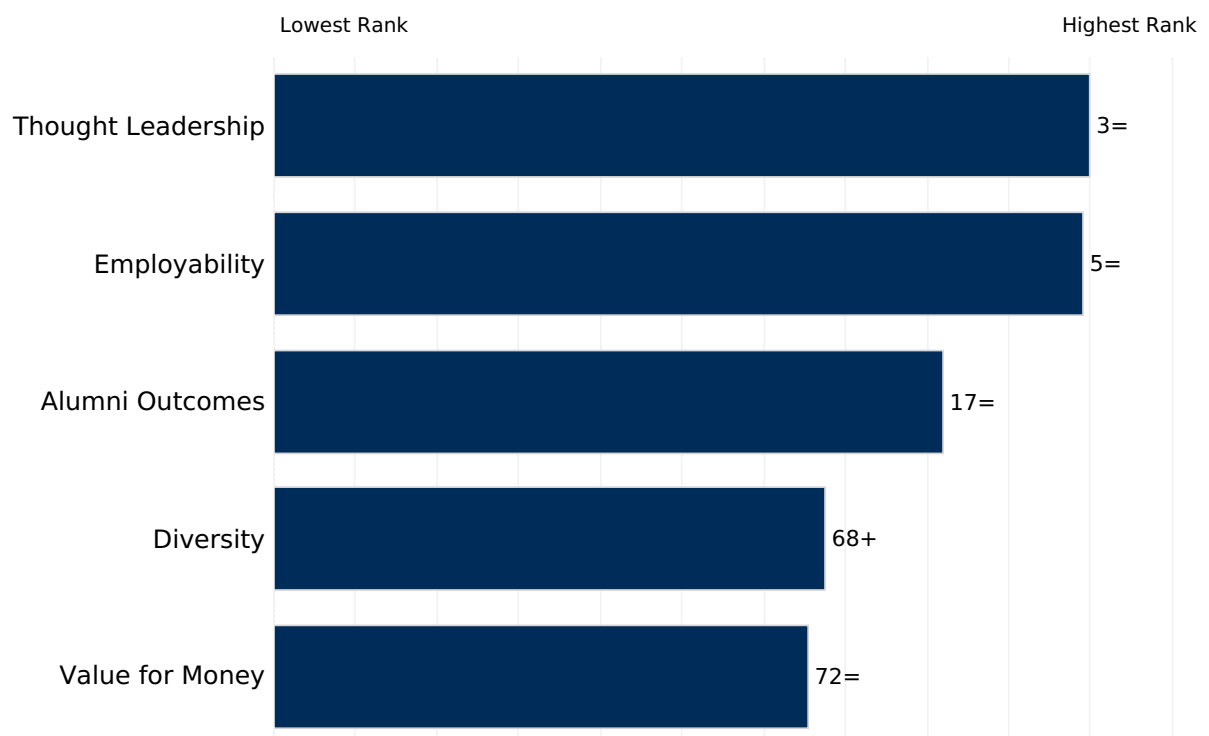
203

Global Masters in Management programs included

10

Overall rank

Rank By Indicator Group



QS Conferences 2023 & 2024

Mark your calendar and start planning for these events



**QS Higher Ed Pre-Summit:
Asia Pacific**
3 Nov 2023 | Hong Kong, SAR China
1 Nov 2024 | Kazakhstan
qshesummits.com/asia-pacific



**QS Higher Ed Summit:
Asia Pacific**
7-9 Nov 2023 | Kuala Lumpur, Malaysia
5-7 Nov 2024 | Macau, SAR China
qshesummits.com/asia-pacific



**Reimagine Education
Conference & Awards**
11-13 Dec 2023 | Abu Dhabi, UAE
4-5 Dec 2024 | London, United Kingdom
reimagine-education.com



QS India Summit
9-10 Feb 2024 | Chennai, India
qshesummits.com/indiasummit



QS Higher Ed Summit: Middle East
27-28 Feb 2024 | Ras Al Khaimah, UAE
qshesummits.com/middle-east-and-africa



QS China Summit
23-25 Apr 2024 | Shanghai, China
qshesummits.com/china



EduData Summit
4-5 Jun 2024 | Washington DC, US
edudatasummit.com



QS Higher Ed Summit: Europe
26-27 & 27-28 Jun 2024 (MoveON
Conference) | Barcelona, Spain
qshesummits.com/europe



QS Higher Ed Summit: Americas
4-5 Sep 2024 | Bogota, Colombia
qshesummits.com/americas



For more information on joining
or sponsoring our conferences,
please scan the QR code





Scan the QR code if you'd like more information about advertising opportunities in QS Insights Magazine

Unlock your university's global potential with QS Insights Magazine

Are you ready to take your university to the next level of global recognition?

Our team has 30 years of experience and data-driven insights from working with universities worldwide. Reach over **55,000 higher education leaders and professionals** by advertising in our monthly publication, **QS Insights Magazine**.

You'll showcase your university's strengths in front of a highly-engaged audience of higher education professionals and grow your brand recognition and connections.

>>> Top readership

United Kingdom

India

United States

Australia

Canada

Malaysia

Philippines

Pakistan

Italy

Indonesia



Reimagine Education Awards & Conference

Organised by QS in collaboration with The Wharton School, the QS Reimagine Education Awards are a celebration of innovation in education. In their 10th year in 2023, this global competition rewards outstanding pioneers of change from across the globe. Submit your educational projects or nominate a groundbreaking initiative. Winners receive global recognition and access to \$25,000 USD in funding.

Applications are open until 15 September



The QS Reimagine Education Conference 2023 is the ultimate gathering for a global community of 'Reimainers' who are shaping the future of education.

Join university leaders, faculty and educators, investors, startups, employers, and policymakers at **Khalifa University, Abu Dhabi, United Arab Emirates**, and online, from **11-13 December 2023**.

Key speakers:



Nunzio Quacquarelli
President, QS
Quacquarelli Symond



Jerry Wind
Professor Emeritus,
The Wharton School



Jeff Maggioncalda
CEO,
Coursera



Leila Guerra
Assoc Provost, Imperial
College London



Nic Newman
General Partner,
Emerge Education

Network with first-move innovators in higher ed tech and teaching. Learn how you can make a difference to the future of education.

Register by 30 October and enjoy 25% off conference passes!





support.qs.com